

A photograph of a young Black woman with her hair in braids, wearing a dark brown t-shirt, holding a newborn baby. The baby is wrapped in a patterned orange and yellow blanket and wearing a yellow hat. The woman is looking down at the baby with a gentle expression. The background is a plain, light-colored wall.

---

# MOTHERHOOD IN CHILDHOOD

---

**The Untold Story**  
Supplementary Material

All photos by Pieter ten Hoopen/Plan International-UNFPA

**Front cover:** Portrait of Mulenga, 14 years old, with her daughter Felicity, 5 weeks old, in Zambia

**Back cover:** Kiswendsida, 15 years old, with her daughter Koudbi, 1 month old, in Burkina Faso

---

# CONTENTS

---

DATA ACCURACY .....	2
DATA TABLES.....	8
BIRTH COHORTS AND CASE NUMBERS.....	25
DATA SOURCES .....	32
ENDNOTES .....	67

# DATA ACCURACY

Like data from any source, the data used in the analysis reported in *Motherhood in Childhood: The Untold Story* are subject to errors that may affect the quality of the estimates. The measures should therefore be interpreted with some degree of caution. Date misreporting – of both the woman’s birthday and the birthdays of her children – includes such issues as age heaping, telescoping, transference, date imputation and incomplete dates. The omission of births and maternal mortality might also be a problem. Finally, surveys from different years in the same country are not always consistent, which highlights the uncertainty inherent in estimates. Where possible, these new estimates were compared against other published sources, and figures of these comparisons are included here.

The majority of the data come from Demographic and Health Surveys (DHS), where month and/or year of birth for cases with incomplete responses come with an imputed birth date. In many settings in low- and middle-income countries, low levels of education, use of non-Gregorian calendars and little incentive to remember exact birth dates mean that a sizeable number of women do not report complete information on their birth month

and year. Complete reporting of children’s birth dates is generally much more common. Older surveys usually have more imputation than more recent surveys, and imputation is almost exclusively due to unreported birth months. In non-DHS surveys, incomplete responses do not come with an imputed birth date and are thus excluded from the analysis.

A number of studies have examined the quality of birth history data and the effect of imputation on fertility analysis.<sup>1,2</sup> Fortunately, this report uses cohort measures based on parity progression ratios where misreported dates are usually less consequential than they are for period measures. Usually, parity progression ratios depend on eventual lifetime progression from one birth to another, and the timing of the progression is not of consequence. Because this report focuses on fertility that happens in adolescence, if birthdays are not accurately reported, there could be miscounting. Nevertheless, because this study looks at fertility across all adolescent years, imprecision in the mother’s 20th birthday does not negate the robust patterns the estimates capture, particularly because the majority of births occur

in the ages before 19 years. Additionally, cases in non-DHS data with missing dates represent only a small fraction of the survey population and should therefore not dramatically impact the measures.

Age heaping is a preference for respondents to report birth years or ages rounded to the nearest five-year figure, that is, figures ending in ‘0’ or ‘5’. The effects of age heaping in DHS data have also been examined.<sup>3,4</sup> While detecting the preference is possible, it is nearly impossible to identify whether a specific individual is misreporting her age. There are indications of age heaping in the data used in this report’s analysis – much more so among women’s dates of birth than among their children’s dates – and this affects the accuracy of the estimates in similar ways to misreported dates. However, because this study uses five-year birth cohorts to examine trends over time, it spreads the heaping out between cohorts. If births that occurred in the same month as a woman’s 20th birthday are included in the measures, rather than including only births that occur before, the estimates increase only marginally. This suggests that age heaping at the exact age of 20 years is not severe and the estimates are robust to these issues of age heaping.

The omission, transference or displacement of children's births can also be a problem in birth history data. Omission occurs when a birth is not reported in the fertility history, usually because the child died, and is more common for older women.<sup>5</sup> Omission problems would lead to underestimated parity progression and adolescent fertility. Transference happens when a recent birth that in reality occurred inside the interval for a battery of child health questions is moved back into the years before the interval. Problems of transference would affect birth interval analysis. Nevertheless, birth omission and transference are rare, with an estimated 2 per cent of births being omitted or displaced in DHS surveys.<sup>6</sup> Maternal mortality might lead to underestimated adolescent fertility if women who start childbearing at younger ages are more likely to die, leaving a more select sample of older women with lower fertility.<sup>7</sup> Forward telescoping is when older women report their births as happening more recently than they actually occurred, and becomes more frequent as the time between the event of interest and the interview increases.<sup>8</sup> This means that, particularly among older women, births that occurred in adolescence may be reported to have occurred in adulthood, which are the years closer to the survey.

This analysis pools surveys in each study country, and estimates are not always consistent between individual surveys. Where there is

less congruency between surveys in a specific country, estimates from a single survey are less reliable.<sup>9</sup> Nevertheless, pooling surveys together can increase the reliability of the estimates by smoothing out some of the uncertainty and statistical noise.

Where possible, the measures included in this report were compared against published estimates. Figure S1 is the comparison of DHS country estimates for cohort-based completed fertility with this report's estimates of completed fertility. The estimates are very similar but do not perfectly align because this report uses five-year birth cohorts beginning with years ending in '0' and '5', while the DHS estimates use 10-year birth cohorts for women aged 40 to 49 years at the time of the DHS survey. Additionally, this report's estimates are the completed fertility of parous women only, with childless women not included in the analysis. Furthermore, some countries include data from non-DHS surveys. The differences between the two estimates are attributable to these distinctions.

Figures S2 and S3 are the comparison of DHS country estimates for births among adolescents 14 years and younger and 17 years and younger respectively. The DHS estimates look at the proportion of young women aged 20 to 24 years at the time of the survey who had given birth by 15 years of age and, alternatively, by 18 years.

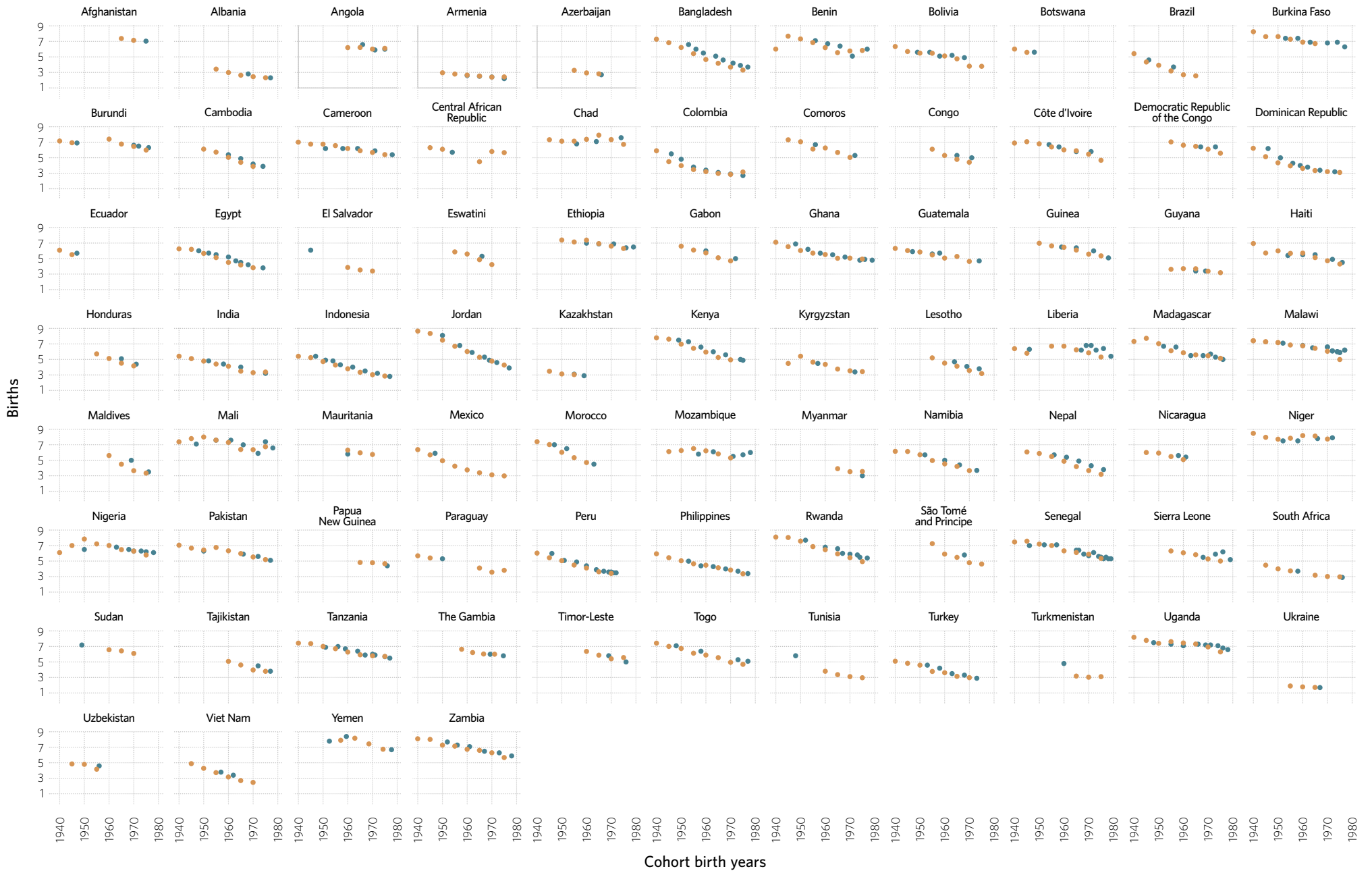
Again, the estimates are very similar but do not perfectly align because this report uses five-year birth cohorts beginning with years ending in '0' and '5', while the DHS estimates use five-year birth cohorts for women aged 20 to 24 years at the time of the DHS survey. Additionally, some countries include data from non-DHS surveys. Countries with the sharpest declines see the largest differences between the estimates, but the differences between the two are purely attributable to the differing cohort categorizations.

Figure S4 looks at median age at first birth among women aged 30 to 34 years. Again, the estimates are very similar but do not perfectly align because this report uses five-year birth cohorts beginning with years ending in '0' and '5', while the DHS estimates use five-year birth cohorts for women aged 30 to 34 years at the time of the DHS survey. Additionally, some countries include data from non-DHS surveys. Differences between the two sources are purely attributable to the differing cohort categorizations.

In spite of these limitations, many of these data are the best available, and most of the data accuracy issues are more likely to underestimate adolescent fertility than overestimate it. Additionally, given that the aggregate estimates come from survey responses from more than 5 million women, the sheer number reduces the uncertainty in the broad patterns analysed.

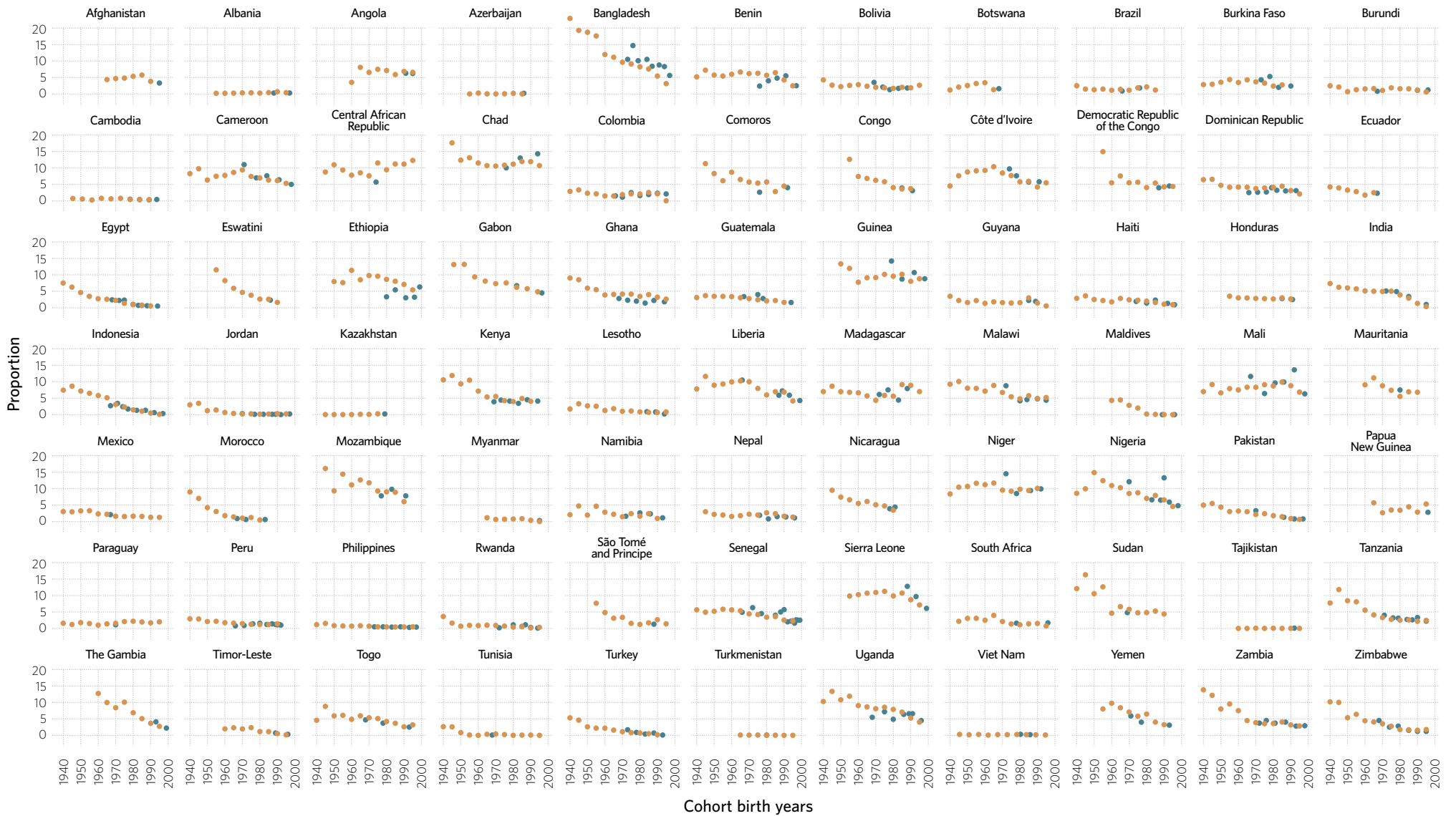
FIGURE S1. Completed fertility comparison by estimate type

● DHS statcompiler ● This report



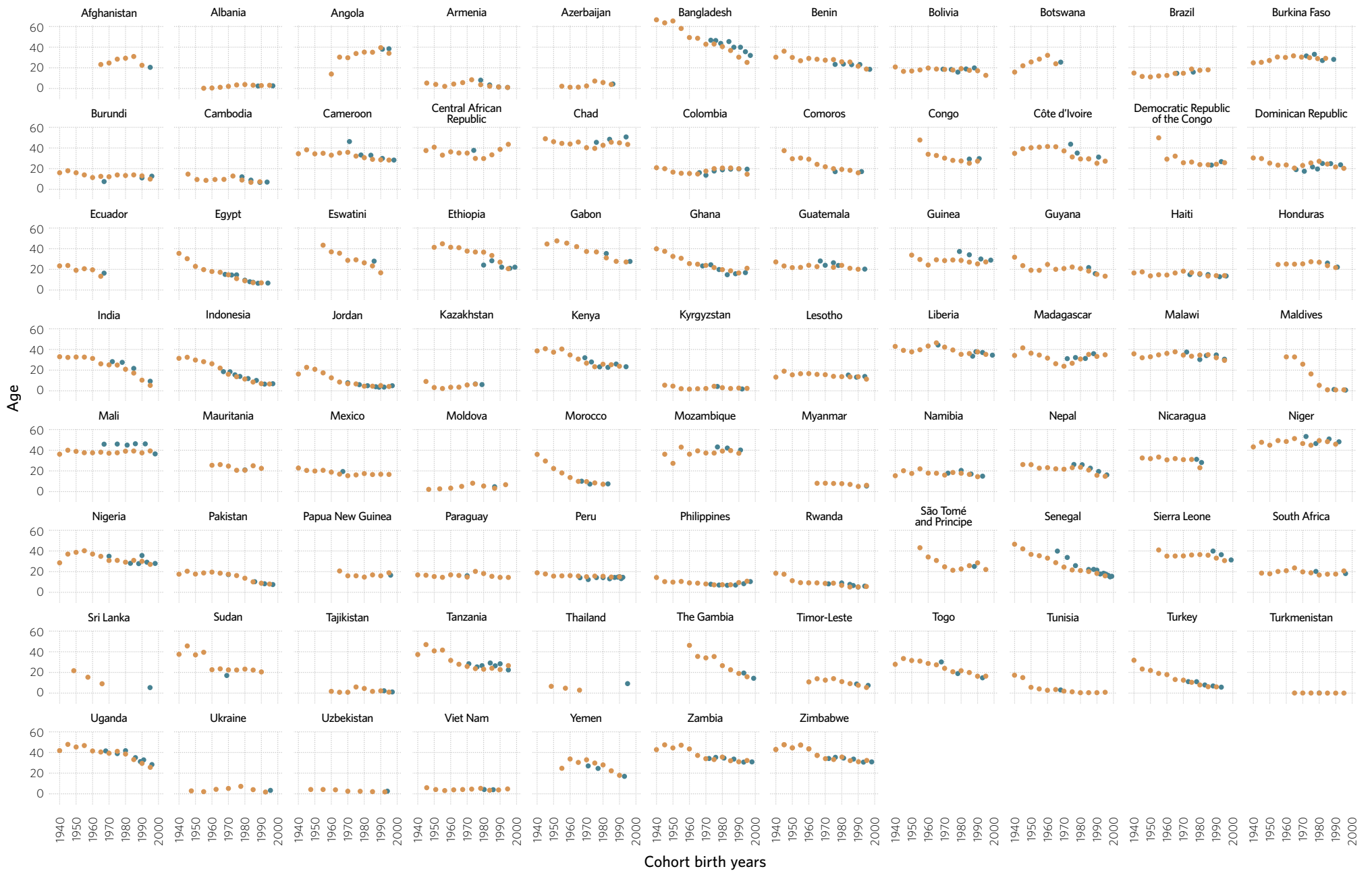
**FIGURE S2. Proportion of women with a birth by the age of 15 years by estimate type**

● DHS statcompiler ● This report



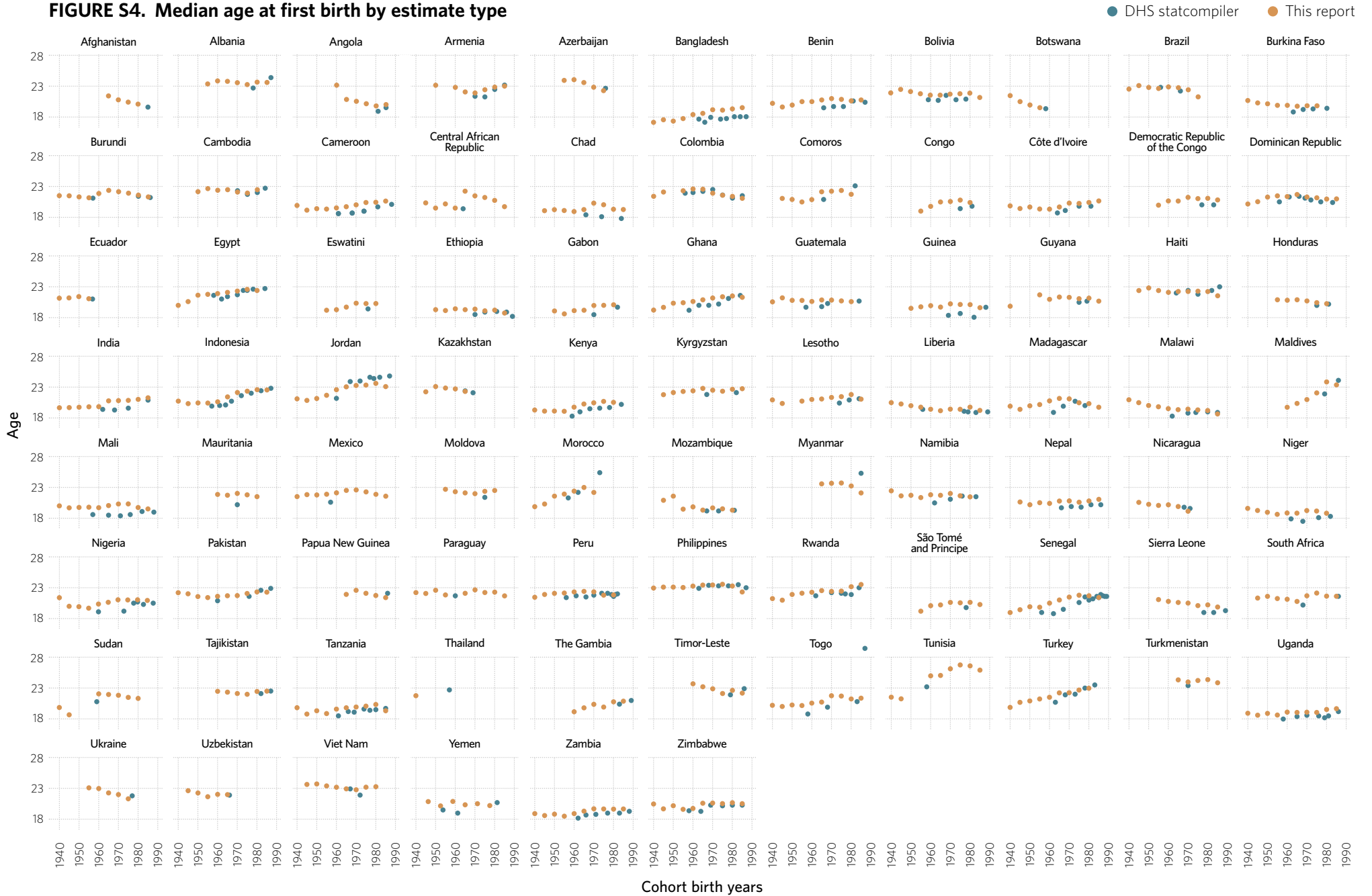
**FIGURE S3. Proportion of women with a birth by the age of 18 years by estimate type**

● DHS statcompiler ● This report





**FIGURE S4. Median age at first birth by estimate type**



# DATA TABLES

**Table of estimates for Figure 3. Proportion of women who begin childbearing in adolescence**

Region	Women aged 20 in year											
	1960-1964	1965-1969	1970-1974	1975-1979	1980-1984	1985-1989	1990-1994	1995-1999	2000-2004	2005-2009	2010-2014	2015-2019
<b>World (excluding China and high-income countries)</b>	47.12	44.73	44.01	43.70	43.16	40.37	39.43	39.03	36.88	34.67	32.63	29.08
	(46.59 - 47.65)	(44.35 - 45.11)	(43.72 - 44.30)	(43.46 - 43.94)	(42.97 - 43.36)	(40.20 - 40.53)	(39.28 - 39.58)	(38.87 - 39.18)	(36.72 - 37.03)	(34.50 - 34.84)	(32.43 - 32.82)	(28.70 - 29.46)
<b>Central and Southern Asia</b>	56.49	53.94	53.68	52.82	52.12	46.28	45.68	45.58	42.03	36.89	29.45	22.25
	(55.03 - 57.94)	(53.07 - 54.82)	(53.06 - 54.31)	(52.28 - 53.36)	(51.66 - 52.59)	(45.94 - 46.62)	(45.37 - 45.99)	(45.26 - 45.90)	(41.70 - 42.35)	(36.56 - 37.23)	(29.13 - 29.78)	(21.58 - 22.92)
<b>Eastern and South-Eastern Asia</b>	38.52	34.46	31.85	35.87	35.42	30.53	27.69	25.62	23.05	21.37	21.74	20.77
	(36.08 - 40.96)	(33.07 - 35.85)	(30.82 - 32.87)	(35.03 - 36.72)	(34.76 - 36.08)	(30.02 - 31.05)	(27.24 - 28.15)	(25.14 - 26.09)	(22.58 - 23.51)	(20.87 - 21.88)	(21.09 - 22.39)	(19.43 - 22.10)
<b>Europe (middle-income countries only)</b>	12.06	16.43	17.47	15.53	18.49	24.30	27.42	21.28	15.42	11.81		
	(9.74 - 14.37)	(14.40 - 18.47)	(15.64 - 19.29)	(14.26 - 16.80)	(17.39 - 19.59)	(23.19 - 25.41)	(26.35 - 28.49)	(20.18 - 22.39)	(14.37 - 16.46)	(10.57 - 13.05)		
<b>Latin America and the Caribbean</b>	37.21	33.53	32.67	33.45	33.62	33.31	33.13	35.60	35.28	33.37	34.27	32.19
	(36.30 - 38.11)	(32.86 - 34.20)	(32.14 - 33.20)	(32.99 - 33.91)	(33.25 - 33.98)	(32.98 - 33.64)	(32.81 - 33.45)	(35.26 - 35.95)	(34.91 - 35.65)	(32.96 - 33.77)	(33.75 - 34.78)	(31.18 - 33.20)
<b>Northern Africa and Western Asia</b>	52.31	47.11	41.35	36.89	31.82	28.16	26.36	24.13	21.87	21.65	22.00	15.47
	(51.03 - 53.59)	(46.09 - 48.13)	(40.60 - 42.11)	(36.29 - 37.48)	(31.30 - 32.34)	(27.74 - 28.59)	(25.96 - 26.75)	(23.72 - 24.54)	(21.45 - 22.29)	(21.14 - 22.16)	(21.25 - 22.76)	(14.04 - 16.90)
<b>Oceania</b>						36.60	29.65	32.95	34.16	31.37	34.78	38.10
						(30.58 - 42.63)	(27.26 - 32.05)	(30.30 - 35.61)	(31.65 - 36.67)	(29.30 - 33.44)	(32.41 - 37.15)	(35.45 - 40.74)
<b>Sub-Saharan Africa</b>	52.62	55.61	55.59	57.17	52.92	52.43	49.46	49.16	49.34	49.12	47.81	46.43
	(51.60 - 53.65)	(54.89 - 56.33)	(55.05 - 56.13)	(56.74 - 57.61)	(52.57 - 53.27)	(52.14 - 52.73)	(49.20 - 49.72)	(48.91 - 49.41)	(49.10 - 49.58)	(48.85 - 49.38)	(47.49 - 48.12)	(45.84 - 47.02)

95% confidence intervals shown in parentheses

Table of estimates for Figure 4. Proportion of first adolescent births that are to child mothers aged 17 years and younger

Region	Women aged 20 in year											
	1960-1964	1965-1969	1970-1974	1975-1979	1980-1984	1985-1989	1990-1994	1995-1999	2000-2004	2005-2009	2010-2014	2015-2019
<b>World (excluding China and high-income countries)</b>	59.33	58.93	57.26	57.48	55.13	54.36	52.34	53.21	51.79	50.73	47.10	45.32
	(58.59 - 60.07)	(58.39 - 59.46)	(56.84 - 57.67)	(57.13 - 57.83)	(54.85 - 55.42)	(54.11 - 54.61)	(52.11 - 52.57)	(52.98 - 53.44)	(51.55 - 52.02)	(50.48 - 50.99)	(46.79 - 47.42)	(44.71 - 45.93)
<b>Central and Southern Asia</b>	61.04	61.05	60.95	60.85	58.69	57.32	55.08	54.99	52.47	49.93	41.76	34.77
	(59.04 - 63.03)	(59.85 - 62.25)	(60.11 - 61.79)	(60.13 - 61.58)	(58.06 - 59.32)	(56.83 - 57.82)	(54.63 - 55.54)	(54.52 - 55.45)	(51.98 - 52.96)	(49.40 - 50.46)	(41.16 - 42.36)	(33.65 - 35.88)
<b>Eastern and South-Eastern Asia</b>	61.78	57.55	53.67	52.30	49.57	47.59	41.53	40.52	38.30	34.11	32.27	37.81
	(58.17 - 65.38)	(55.56 - 59.54)	(52.15 - 55.18)	(51.00 - 53.60)	(48.54 - 50.59)	(46.69 - 48.50)	(40.66 - 42.40)	(39.58 - 41.47)	(37.35 - 39.26)	(33.05 - 35.17)	(30.92 - 33.62)	(35.10 - 40.52)
<b>Europe (middle-income countries only)</b>	15.98	25.51	15.84	18.54	17.89	20.66	20.35	29.84	26.52	22.26		
	(10.80 - 21.17)	(20.27 - 30.75)	(11.75 - 19.92)	(15.26 - 21.83)	(15.61 - 20.18)	(18.23 - 23.09)	(18.20 - 22.49)	(27.40 - 32.28)	(23.61 - 29.43)	(17.55 - 26.97)		
<b>Latin America and the Caribbean</b>	52.06	51.29	48.44	48.07	48.32	48.59	49.28	52.30	52.38	53.66	50.99	48.88
	(50.69 - 53.43)	(50.21 - 52.37)	(47.57 - 49.31)	(47.32 - 48.83)	(47.72 - 48.93)	(48.03 - 49.15)	(48.75 - 49.81)	(51.74 - 52.87)	(51.77 - 52.99)	(52.97 - 54.34)	(50.12 - 51.86)	(47.05 - 50.71)
<b>Northern Africa and Western Asia</b>	61.13	59.02	53.25	51.45	48.28	47.79	47.82	46.27	44.07	40.97	42.33	42.86
	(59.40 - 62.85)	(57.57 - 60.46)	(52.07 - 54.43)	(50.45 - 52.45)	(47.32 - 49.24)	(46.93 - 48.64)	(47.01 - 48.63)	(45.40 - 47.13)	(43.16 - 44.99)	(39.94 - 42.00)	(40.73 - 43.92)	(39.39 - 46.33)
<b>Oceania</b>						55.93	51.81	46.98	41.94	51.85	44.58	47.97
						(46.72 - 65.13)	(47.16 - 56.46)	(41.75 - 52.20)	(37.38 - 46.50)	(47.95 - 55.76)	(40.15 - 49.01)	(43.10 - 52.85)
<b>Sub-Saharan Africa</b>	62.33	65.00	63.10	65.83	61.44	61.94	59.91	59.49	58.32	58.35	56.81	55.85
	(60.98 - 63.67)	(64.10 - 65.90)	(62.40 - 63.80)	(65.28 - 66.38)	(60.98 - 61.89)	(61.55 - 62.33)	(59.56 - 60.26)	(59.15 - 59.83)	(57.99 - 58.65)	(57.99 - 58.71)	(56.37 - 57.25)	(55.00 - 56.70)

95% confidence intervals shown in parentheses

**Table of estimates for Figure 5. Proportion of first adolescent births that are to child mothers aged 14 years and younger**

Region	Women aged 20 in year											
	1960-1964	1965-1969	1970-1974	1975-1979	1980-1984	1985-1989	1990-1994	1995-1999	2000-2004	2005-2009	2010-2014	2015-2019
<b>World (excluding China and high-income countries)</b>	13.61	12.70	11.64	11.33	9.88	10.45	9.62	9.73	8.81	8.70	7.23	5.78
	(13.11 - 14.11)	(12.33 - 13.07)	(11.37 - 11.91)	(11.10 - 11.55)	(9.70 - 10.05)	(10.31 - 10.60)	(9.48 - 9.75)	(9.60 - 9.87)	(8.68 - 8.95)	(8.55 - 8.85)	(7.06 - 7.39)	(5.47 - 6.09)
<b>Central and Southern Asia</b>	15.13	13.05	12.25	11.66	10.16	11.12	10.71	10.82	9.67	8.73	5.79	3.09
	(13.59 - 16.67)	(12.18 - 13.91)	(11.66 - 12.85)	(11.16 - 12.17)	(9.76 - 10.56)	(10.81 - 11.44)	(10.42 - 11.00)	(10.53 - 11.11)	(9.37 - 9.97)	(8.43 - 9.03)	(5.51 - 6.08)	(2.63 - 3.55)
<b>Eastern and South-Eastern Asia</b>	12.98	13.70	11.04	10.65	9.66	9.56	6.53	5.59	4.13	3.51	1.84	1.07
	(10.35 - 15.62)	(12.15 - 15.25)	(9.94 - 12.14)	(9.77 - 11.54)	(8.99 - 10.33)	(8.97 - 10.14)	(6.07 - 6.99)	(5.12 - 6.06)	(3.74 - 4.53)	(3.07 - 3.96)	(1.40 - 2.29)	(0.33 - 1.81)
<b>Europe (middle-income countries only)</b>	1.64	0.21	0.03	0.29	0.33	1.08	0.30	0.97	0.23	0.05		
	(0.68 - 2.59)	(0.00 - 1.11)	(0.00 - 0.42)	(0.00 - 1.34)	(0.00 - 0.87)	(0.48 - 1.68)	(0.00 - 0.83)	(0.33 - 1.61)	(0.00 - 0.75)	(0.00 - 1.16)		
<b>Latin America and the Caribbean</b>	7.87	7.79	6.97	6.66	5.46	5.66	4.84	5.29	5.69	4.84	4.79	3.46
	(7.13 - 8.61)	(7.21 - 8.38)	(6.50 - 7.44)	(6.27 - 7.06)	(5.17 - 5.74)	(5.40 - 5.93)	(4.60 - 5.08)	(5.05 - 5.53)	(5.41 - 5.96)	(4.51 - 5.16)	(4.40 - 5.17)	(2.79 - 4.13)
<b>Northern Africa and Western Asia</b>	12.93	13.74	9.41	9.36	7.49	8.06	7.14	6.27	6.10	5.96	5.41	3.21
	(11.74 - 14.11)	(12.76 - 14.72)	(8.73 - 10.08)	(8.82 - 9.90)	(7.04 - 7.94)	(7.64 - 8.48)	(6.77 - 7.51)	(5.91 - 6.63)	(5.71 - 6.48)	(5.45 - 6.48)	(4.74 - 6.08)	(2.21 - 4.22)
<b>Oceania</b>						15.23	8.47	10.10	9.55	13.55	7.83	13.32
						(6.60 - 23.85)	(6.06 - 10.88)	(7.87 - 12.33)	(7.51 - 11.59)	(10.78 - 16.33)	(5.89 - 9.76)	(9.94 - 16.70)
<b>Sub-Saharan Africa</b>	15.08	16.39	15.97	15.94	14.03	14.17	13.33	13.15	11.41	12.29	11.00	9.55
	(14.07 - 16.09)	(15.69 - 17.09)	(15.48 - 16.47)	(15.52 - 16.36)	(13.72 - 14.34)	(13.90 - 14.44)	(13.09 - 13.58)	(12.92 - 13.38)	(11.21 - 11.62)	(12.06 - 12.52)	(10.73 - 11.28)	(9.03 - 10.07)

95% confidence intervals shown in parentheses

Table of estimates for Figure 6. Average number of adolescent births to child mothers

Region	First birth at age	Women aged 20 in year											
		1960-1964	1965-1969	1970-1974	1975-1979	1980-1984	1985-1989	1990-1994	1995-1999	2000-2004	2005-2009	2010-2014	2015-2019
World (excluding China and high-income countries)	14 years and younger	2.81	2.94	2.87	2.80	2.73	2.57	2.57	2.42	2.42	2.40	2.30	2.23
		(2.76 - 2.86)	(2.90 - 2.97)	(2.84 - 2.90)	(2.78 - 2.82)	(2.71 - 2.75)	(2.55 - 2.58)	(2.55 - 2.58)	(2.40 - 2.43)	(2.40 - 2.43)	(2.38 - 2.42)	(2.28 - 2.32)	(2.19 - 2.26)
	15-17 years	1.89	1.86	1.87	1.84	1.82	1.77	1.72	1.68	1.66	1.61	1.59	1.54
		(1.87 - 1.91)	(1.85 - 1.87)	(1.87 - 1.88)	(1.83 - 1.85)	(1.81 - 1.82)	(1.77 - 1.78)	(1.71 - 1.72)	(1.67 - 1.68)	(1.65 - 1.66)	(1.60 - 1.61)	(1.58 - 1.59)	(1.53 - 1.55)
Central and Southern Asia	14 years and younger	2.76	2.85	2.82	2.84	2.80	2.69	2.61	2.55	2.56	2.45	2.34	2.26
		(2.67 - 2.86)	(2.78 - 2.91)	(2.77 - 2.87)	(2.80 - 2.88)	(2.76 - 2.84)	(2.66 - 2.72)	(2.59 - 2.64)	(2.53 - 2.58)	(2.53 - 2.58)	(2.42 - 2.48)	(2.30 - 2.37)	(2.18 - 2.33)
	15-17 years	1.91	1.88	1.90	1.87	1.89	1.85	1.82	1.78	1.75	1.71	1.63	1.56
		(1.86 - 1.96)	(1.86 - 1.91)	(1.88 - 1.92)	(1.86 - 1.89)	(1.88 - 1.91)	(1.84 - 1.86)	(1.81 - 1.83)	(1.77 - 1.79)	(1.74 - 1.76)	(1.70 - 1.72)	(1.62 - 1.64)	(1.54 - 1.58)
Eastern and South-Eastern Asia	14 years and younger	2.94	3.13	2.78	2.57	2.38	2.42	2.40	2.22	1.96	2.09	1.88	1.71
		(2.66 - 3.23)	(2.99 - 3.27)	(2.65 - 2.90)	(2.48 - 2.65)	(2.30 - 2.46)	(2.36 - 2.49)	(2.33 - 2.46)	(2.14 - 2.30)	(1.88 - 2.05)	(2.00 - 2.17)	(1.75 - 2.00)	(1.49 - 1.93)
	15-17 years	1.84	1.85	1.82	1.78	1.74	1.63	1.55	1.47	1.44	1.40	1.33	1.32
		(1.76 - 1.93)	(1.80 - 1.90)	(1.79 - 1.85)	(1.75 - 1.81)	(1.72 - 1.76)	(1.62 - 1.65)	(1.53 - 1.57)	(1.45 - 1.48)	(1.42 - 1.46)	(1.37 - 1.42)	(1.30 - 1.36)	(1.27 - 1.37)
Europe (middle-income countries only)	14 years and younger	1.00	2.00	2.00	2.17	1.51	1.16	1.61	1.29	1.68	2.00		
		(0.80 - 2.90)	(1.75 - 2.76)	(1.84 - 2.45)	(1.82 - 2.52)	(1.23 - 1.79)	(0.91 - 1.41)	(1.43 - 1.79)	(1.00 - 1.58)	(1.37 - 1.99)	(1.88 - 2.41)		
	15-17 years	1.23	1.13	1.29	1.42	1.24	1.26	1.30	1.20	1.32	1.05		
		(1.13 - 1.32)	(1.03 - 1.23)	(1.19 - 1.40)	(1.32 - 1.52)	(1.16 - 1.32)	(1.19 - 1.33)	(1.24 - 1.36)	(1.15 - 1.26)	(1.26 - 1.38)	(0.91 - 1.19)		

95% confidence intervals shown in parentheses

Table of estimates for Figure 6. Average adolescent births to child mothers

Region	First birth at age	Women aged 20 in year											
		1960-1964	1965-1969	1970-1974	1975-1979	1980-1984	1985-1989	1990-1994	1995-1999	2000-2004	2005-2009	2010-2014	2015-2019
Latin America and the Caribbean	14 years and younger	3.30 (3.18 - 3.42)	2.94 (2.85 - 3.03)	2.95 (2.87 - 3.02)	2.70 (2.64 - 2.76)	2.77 (2.72 - 2.82)	2.60 (2.55 - 2.64)	2.43 (2.38 - 2.47)	2.28 (2.24 - 2.33)	2.07 (2.02 - 2.11)	2.32 (2.27 - 2.37)	2.02 (1.96 - 2.07)	1.94 (1.81 - 2.07)
	15-17 years	2.14 (2.11 - 2.17)	2.09 (2.07 - 2.12)	2.10 (2.08 - 2.12)	1.95 (1.94 - 1.97)	1.83 (1.81 - 1.84)	1.78 (1.77 - 1.79)	1.66 (1.65 - 1.67)	1.64 (1.63 - 1.65)	1.58 (1.56 - 1.59)	1.44 (1.43 - 1.46)	1.47 (1.45 - 1.48)	1.44 (1.41 - 1.47)
Northern Africa and Western Asia	14 years and younger	3.23 (3.09 - 3.36)	3.29 (3.18 - 3.40)	3.23 (3.14 - 3.33)	3.11 (3.02 - 3.19)	2.99 (2.92 - 3.07)	2.96 (2.88 - 3.04)	2.87 (2.79 - 2.95)	2.74 (2.66 - 2.81)	2.66 (2.58 - 2.74)	2.43 (2.34 - 2.53)	2.54 (2.39 - 2.69)	2.72 (2.45 - 2.99)
	15-17 years	2.10 (2.06 - 2.15)	2.07 (2.03 - 2.10)	2.06 (2.03 - 2.09)	2.03 (2.01 - 2.06)	2.02 (2.00 - 2.05)	1.98 (1.96 - 2.00)	1.86 (1.84 - 1.88)	1.80 (1.79 - 1.82)	1.74 (1.71 - 1.76)	1.72 (1.70 - 1.74)	1.68 (1.64 - 1.72)	1.74 (1.67 - 1.81)
Oceania	14 years and younger						2.60 (2.20 - 3.00)	2.67 (2.40 - 2.94)	2.25 (2.01 - 2.49)	2.19 (1.95 - 2.44)	2.36 (2.08 - 2.64)	2.48 (2.11 - 2.84)	1.99 (1.70 - 2.27)
	15-17 years						1.95 (1.65 - 2.24)	1.67 (1.57 - 1.77)	1.56 (1.47 - 1.64)	1.62 (1.53 - 1.71)	1.65 (1.55 - 1.76)	1.69 (1.59 - 1.79)	1.59 (1.47 - 1.70)
Sub-Saharan Africa	14 years and younger	2.94 (2.85 - 3.03)	2.96 (2.90 - 3.01)	2.87 (2.82 - 2.92)	2.84 (2.80 - 2.87)	2.76 (2.73 - 2.79)	2.71 (2.69 - 2.73)	2.62 (2.60 - 2.64)	2.55 (2.53 - 2.57)	2.56 (2.54 - 2.58)	2.52 (2.50 - 2.54)	2.46 (2.44 - 2.49)	2.37 (2.33 - 2.42)
	15-17 years	1.90 (1.87 - 1.93)	1.93 (1.91 - 1.95)	1.88 (1.87 - 1.90)	1.87 (1.86 - 1.88)	1.85 (1.84 - 1.86)	1.78 (1.77 - 1.79)	1.73 (1.72 - 1.74)	1.71 (1.70 - 1.72)	1.71 (1.71 - 1.72)	1.69 (1.68 - 1.70)	1.66 (1.65 - 1.67)	1.62 (1.60 - 1.63)

95% confidence intervals shown in parentheses

Table of estimates for Figure 7. Proportion of child mothers who have a second birth in adolescence

Region	First birth at age	Women aged 20 in year											
		1960-1964	1965-1969	1970-1974	1975-1979	1980-1984	1985-1989	1990-1994	1995-1999	2000-2004	2005-2009	2010-2014	2015-2019
World (excluding China and high-income countries)	14 years and younger	84.54	82.51	82.32	80.33	78.91	82.62	81.01	80.43	77.78	79.57	80.19	74.21
		(83.33 - 85.74)	(81.61 - 83.41)	(81.6 - 83.04)	(79.66 - 81.00)	(78.35 - 79.48)	(82.11 - 83.14)	(80.51 - 81.51)	(79.93 - 80.94)	(77.26 - 78.30)	(78.99 - 80.15)	(79.41 - 80.97)	(72.59 - 75.83)
	15-17 years	67.19	65.79	67.55	65.81	64.56	61.70	58.35	56.13	55.15	51.61	51.06	47.76
		(66.20 - 68.19)	(65.09 - 66.50)	(67.00 - 68.10)	(65.33 - 66.29)	(64.16 - 64.96)	(61.35 - 62.06)	(58.02 - 58.68)	(55.79 - 56.47)	(54.81 - 55.50)	(51.22 - 51.99)	(50.57 - 51.55)	(46.81 - 48.72)
Central and Southern Asia	14 years and younger	92.03	90.05	89.18	91.29	88.41	88.77	89.07	85.98	89.39	87.30	84.47	78.88
		(89.43 - 94.62)	(88.33 - 91.77)	(87.92 - 90.44)	(90.15 - 92.44)	(87.36 - 89.47)	(87.84 - 89.69)	(88.15 - 89.99)	(85.00 - 86.95)	(88.41 - 90.36)	(86.10 - 88.50)	(82.69 - 86.25)	(74.37 - 83.39)
	15-17 years	68.46	69.48	70.18	67.46	70.45	67.22	65.79	64.12	63.16	60.23	54.81	49.31
		(65.63 - 71.3)	(67.81 - 71.14)	(69.03 - 71.34)	(66.44 - 68.48)	(69.60 - 71.30)	(66.53 - 67.91)	(65.14 - 66.44)	(63.43 - 64.82)	(62.41 - 63.92)	(59.40 - 61.06)	(53.73 - 55.89)	(47.23 - 51.38)
Eastern and South-Eastern Asia	14 years and younger	92.24	87.87	89.24	88.34	71.85	83.14	78.68	76.41	64.41	72.15	57.43	48.97
		(86.07 - 98.42)	(83.75 - 91.99)	(85.78 - 92.70)	(85.00 - 91.68)	(69.21 - 74.49)	(80.57 - 85.71)	(75.67 - 81.68)	(73.05 - 79.77)	(60.58 - 68.23)	(68.44 - 75.87)	(51.91 - 62.94)	(35.97 - 61.96)
	15-17 years	67.68	68.41	67.52	64.90	61.89	54.46	47.52	41.40	38.44	35.37	30.23	27.42
		(62.23 - 73.14)	(65.40 - 71.42)	(65.23 - 69.82)	(62.93 - 66.87)	(60.25 - 63.53)	(53.04 - 55.89)	(46.12 - 48.91)	(39.96 - 42.84)	(36.96 - 39.93)	(33.59 - 37.14)	(27.71 - 32.76)	(23.04 - 31.80)
Europe (middle-income countries only)	14 years and younger	0.00	18.09	4.64	4.39	7.72	15.16	11.89	26.44	3.75	4.35		
			(0.00 - 36.18)	(0.00 - 23.19)	(0.00 - 35.62)	(0.00 - 15.43)	(0.00 - 30.32)	(0.00 - 30.74)	(8.27 - 44.61)	(0.00 - 18.75)	(0.00 - 21.75)		
	15-17 years	22.59	12.96	28.79	41.31	22.81	24.25	26.28	19.49	29.02	4.41		
		(9.68 - 35.49)	(1.09 - 24.83)	(18.59 - 38.98)	(32.29 - 50.32)	(15.66 - 29.95)	(17.64 - 30.86)	(20.63 - 31.93)	(13.71 - 25.26)	(22.63 - 35.40)	(0.00 - 17.40)		

95% confidence intervals shown in parentheses

Table of estimates for Figure 7. Proportion of child mothers who have a second birth in adolescence

Region	First birth at age	Women aged 20 in year											
		1960-1964	1965-1969	1970-1974	1975-1979	1980-1984	1985-1989	1990-1994	1995-1999	2000-2004	2005-2009	2010-2014	2015-2019
Latin America and the Caribbean	14 years and younger	92.82	85.28	91.81	82.11	83.68	86.10	81.26	81.89	69.07	79.33	71.70	50.02
		(90.29 - 95.36)	(83.12 - 87.44)	(90.00 - 93.61)	(80.27 - 83.96)	(82.08 - 85.28)	(84.56 - 87.63)	(79.58 - 82.93)	(80.24 - 83.55)	(66.90 - 71.25)	(76.87 - 81.79)	(68.53 - 74.87)	(42.90 - 57.14)
	15-17 years	81.79	77.35	76.46	69.65	63.99	60.54	53.51	52.64	48.88	38.84	41.13	40.75
		(80.02 - 83.55)	(76.01 - 78.70)	(75.34 - 77.59)	(68.62 - 70.68)	(63.13 - 64.85)	(59.73 - 61.35)	(52.73 - 54.29)	(51.83 - 53.44)	(48.01 - 49.76)	(37.84 - 39.85)	(39.85 - 42.40)	(38.12 - 43.39)
Northern Africa and Western Asia	14 years and younger	90.47	94.29	88.65	86.37	84.33	87.43	86.01	90.05	84.07	85.46	92.12	86.63
		(88.06 - 92.88)	(92.38 - 96.19)	(86.77 - 90.52)	(84.82 - 87.93)	(82.73 - 85.93)	(85.31 - 89.56)	(83.95 - 88.07)	(88.17 - 91.93)	(81.99 - 86.15)	(83.28 - 87.63)	(88.97 - 95.27)	(77.71 - 95.56)
	15-17 years	76.05	75.97	77.03	76.04	74.63	73.68	67.98	65.31	60.63	61.59	58.73	63.16
		(73.89 - 78.21)	(74.23 - 77.70)	(75.58 - 78.48)	(74.75 - 77.34)	(73.45 - 75.81)	(72.55 - 74.82)	(66.89 - 69.07)	(64.12 - 66.51)	(59.34 - 61.92)	(60.03 - 63.15)	(56.61 - 60.86)	(58.38 - 67.94)
Oceania	14 years and younger						85.12	90.64	74.27	70.89	73.39	79.75	73.25
							(69.81 - 100.00)	(82.19 - 99.08)	(62.52 - 86.03)	(57.96 - 83.82)	(62.23 - 84.56)	(69.14 - 90.37)	(53.32 - 93.18)
	15-17 years						65.20	57.27	49.35	53.22	52.98	59.83	48.62
							(51.79 - 78.61)	(50.15 - 64.40)	(42.13 - 56.57)	(46.31 - 60.13)	(46.28 - 59.68)	(51.42 - 68.23)	(40.23 - 57.02)
Sub-Saharan Africa	14 years and younger	89.75	88.19	88.88	88.95	88.04	87.11	85.04	82.04	85.80	83.19	83.63	81.19
		(87.54 - 91.96)	(86.78 - 89.60)	(87.78 - 89.99)	(88.00 - 89.90)	(87.29 - 88.80)	(86.43 - 87.78)	(84.38 - 85.69)	(81.38 - 82.71)	(85.14 - 86.45)	(82.48 - 83.91)	(82.69 - 84.57)	(79.36 - 83.01)
	15-17 years	68.08	69.99	69.29	68.89	67.18	63.14	59.49	58.42	58.50	57.78	56.00	54.04
		(66.28 - 69.89)	(68.78 - 71.20)	(68.35 - 70.23)	(68.12 - 69.66)	(66.55 - 67.81)	(62.59 - 63.69)	(58.98 - 60.00)	(57.91 - 58.92)	(58.02 - 58.98)	(57.26 - 58.31)	(55.36 - 56.65)	(52.8 - 55.29)

95% confidence intervals shown in parentheses



Table of estimates for Figure 7. Proportion of child mothers with two births who have a third birth in adolescence

Region	First birth at age	Women aged 20 in year											
		1960-1964	1965-1969	1970-1974	1975-1979	1980-1984	1985-1989	1990-1994	1995-1999	2000-2004	2005-2009	2010-2014	2015-2019
World (excluding China and high-income countries)	14 years and younger	64.47	63.36	61.36	60.01	60.83	56.98	55.42	49.74	48.68	45.71	44.05	40.43
		(62.48 - 66.45)	(61.94 - 64.79)	(60.11 - 62.60)	(58.95 - 61.06)	(59.91 - 61.75)	(56.21 - 57.76)	(54.67 - 56.18)	(48.97 - 50.52)	(47.85 - 49.50)	(44.84 - 46.58)	(42.89 - 45.21)	(37.87 - 42.99)
	15-17 years	25.60	23.68	23.74	22.71	21.97	20.85	19.28	16.71	16.39	13.82	12.46	10.94
		(24.34 - 26.86)	(22.78 - 24.58)	(23.05 - 24.43)	(22.13 - 23.30)	(21.49 - 22.45)	(20.44 - 21.26)	(18.90 - 19.67)	(16.33 - 17.09)	(15.97 - 16.81)	(13.37 - 14.26)	(11.90 - 13.02)	(9.80 - 12.09)
Central and Southern Asia	14 years and younger	63.17	65.91	63.56	67.14	63.18	61.89	58.69	53.78	53.21	47.00	43.94	41.08
		(58.24 - 68.10)	(62.61 - 69.20)	(61.13 - 65.99)	(64.97 - 69.32)	(61.14 - 65.23)	(60.33 - 63.45)	(57.19 - 60.20)	(52.22 - 55.35)	(51.41 - 55.00)	(45.05 - 48.95)	(41.13 - 46.75)	(33.07 - 49.09)
	15-17 years	27.56	23.57	23.85	24.61	23.06	22.87	21.47	18.73	17.01	15.48	12.57	10.21
		(24.24 - 30.88)	(21.69 - 25.46)	(22.54 - 25.15)	(23.44 - 25.78)	(22.09 - 24.04)	(22.07 - 23.66)	(20.69 - 22.25)	(17.96 - 19.50)	(16.13 - 17.88)	(14.41 - 16.55)	(11.19 - 13.94)	(6.98 - 13.44)
Eastern and South-Eastern Asia	14 years and younger	71.37	72.82	69.91	56.65	68.48	49.77	55.03	41.36	37.66	36.98	26.16	22.15
		(59.52 - 83.21)	(67.21 - 78.43)	(64.49 - 75.32)	(52.01 - 61.30)	(64.56 - 72.39)	(46.41 - 53.13)	(51.28 - 58.78)	(37.32 - 45.41)	(32.98 - 42.34)	(32.01 - 41.95)	(18.18 - 34.14)	(5.81 - 38.50)
	15-17 years	20.18	21.26	18.82	18.66	17.78	14.67	13.68	9.66	12.79	10.15	7.07	10.90
		(13.98 - 26.39)	(17.89 - 24.63)	(16.38 - 21.25)	(16.64 - 20.68)	(16.06 - 19.51)	(13.31 - 16.03)	(12.21 - 15.15)	(8.13 - 11.19)	(11.11 - 14.48)	(8.00 - 12.29)	(4.61 - 9.53)	(6.24 - 15.56)
Europe (middle-income countries only)	14 years and younger	0.00	0.00	0.00	1.18	0.00	1.94	0.41	2.95	1.52	0.00		
					(0.00 - 8.25)	(0.00 - 5.25)	(0.00 - 13.55)	(0.00 - 2.84)	(0.00 - 20.65)	(0.00 - 10.63)			
	15-17 years	0.00	0.69	1.84	2.64	5.95	5.61	11.13	3.35	11.22	1.03		
			(0.00 - 4.11)	(0.00 - 11.01)	(0.00 - 15.84)	(0.00 - 20.55)	(0.00 - 12.59)	(4.34 - 17.92)	(0.00 - 13.09)	(4.77 - 26.88)	(0.00 - 33.37)		

95% confidence intervals shown in parentheses

Table of estimates for Figure 7. Proportion of child mothers with two births who have a third birth in adolescence

Region	First birth at age	Women aged 20 in year											
		1960-1964	1965-1969	1970-1974	1975-1979	1980-1984	1985-1989	1990-1994	1995-1999	2000-2004	2005-2009	2010-2014	2015-2019
Latin America and the Caribbean	14 years and younger	84.43	70.48	68.39	65.08	69.08	56.47	54.91	44.81	41.87	51.15	34.81	31.50
		(80.56 - 88.31)	(67.09 - 73.86)	(65.29 - 71.48)	(62.51 - 67.65)	(66.80 - 71.37)	(54.29 - 58.64)	(52.71 - 57.12)	(42.45 - 47.17)	(39.03 - 44.70)	(48.11 - 54.19)	(30.50 - 39.13)	(22.48 - 40.52)
	15-17 years	31.21	33.30	36.58	30.82	25.98	25.05	20.21	19.18	16.43	12.71	12.33	7.53
		(28.94 - 33.48)	(31.47 - 35.13)	(35.11 - 38.06)	(29.54 - 32.11)	(25.01 - 26.95)	(24.17 - 25.93)	(19.37 - 21.04)	(18.36 - 20.00)	(15.52 - 17.34)	(11.59 - 13.82)	(11.07 - 13.60)	(4.65 - 10.42)
Northern Africa and Western Asia	14 years and younger	76.11	76.30	73.88	69.75	69.94	68.99	67.06	60.82	63.54	40.47	48.03	41.52
		(71.93 - 80.28)	(73.02 - 79.58)	(70.56 - 77.20)	(66.62 - 72.89)	(67.02 - 72.86)	(66.32 - 71.65)	(64.09 - 70.02)	(57.22 - 64.41)	(59.75 - 67.33)	(35.00 - 45.94)	(41.45 - 54.61)	(23.47 - 59.58)
	15-17 years	35.56	32.75	31.92	30.11	30.43	27.45	23.29	20.38	17.85	12.90	12.57	14.39
		(32.69 - 38.44)	(30.35 - 35.15)	(29.98 - 33.86)	(28.44 - 31.78)	(28.76 - 32.10)	(25.90 - 29.00)	(21.81 - 24.78)	(18.90 - 21.87)	(15.67 - 20.02)	(11.25 - 14.55)	(9.59 - 15.55)	(7.88 - 20.90)
Oceania	14 years and younger						77.51	65.93	58.09	54.78	57.81	51.04	31.22
							(51.06 - 100.00)	(47.30 - 84.57)	(41.09 - 75.08)	(39.10 - 70.47)	(41.98 - 73.64)	(30.21 - 71.87)	(6.07 - 56.37)
	15-17 years						42.14	17.24	12.02	16.41	22.10	14.38	18.51
							(17.71 - 66.58)	(8.32 - 26.16)	(6.16 - 17.88)	(8.62 - 24.20)	(11.95 - 32.24)	(8.55 - 20.21)	(6.11 - 30.92)
Sub-Saharan Africa	14 years and younger	73.39	75.37	69.89	71.74	66.42	65.66	61.33	58.91	56.91	57.35	55.71	49.46
		(69.87 - 76.92)	(73.20 - 77.55)	(67.96 - 71.81)	(70.20 - 73.29)	(65.13 - 67.72)	(64.58 - 66.75)	(60.28 - 62.37)	(57.87 - 59.95)	(55.88 - 57.94)	(56.30 - 58.41)	(54.33 - 57.09)	(46.59 - 52.34)
	15-17 years	28.00	27.33	24.43	22.40	22.26	19.85	18.87	18.09	18.26	16.46	15.28	12.70
		(25.74 - 30.27)	(25.89 - 28.77)	(23.33 - 25.53)	(21.50 - 23.30)	(21.52 - 22.99)	(19.24 - 20.45)	(18.30 - 19.44)	(17.54 - 18.65)	(17.73 - 18.79)	(15.89 - 17.03)	(14.59 - 15.97)	(11.40 - 13.99)

95% confidence intervals shown in parentheses

Table of estimates for Figure 8. Proportion of all adolescent births that occur to girls who start childbearing in childhood

Region	Women aged 20 in year											
	1960-1964	1965-1969	1970-1974	1975-1979	1980-1984	1985-1989	1990-1994	1995-1999	2000-2004	2005-2009	2010-2014	2015-2019
<b>World (excluding China and high-income countries)</b>	68.33	67.14	64.96	64.17	62.96	63.17	61.28	61.74	59.80	57.57	54.12	49.71
	(67.69 - 68.98)	(66.69 - 67.60)	(64.60 - 65.33)	(63.86 - 64.48)	(62.69 - 63.23)	(62.94 - 63.40)	(61.07 - 61.50)	(61.53 - 61.96)	(59.57 - 60.02)	(57.33 - 57.82)	(53.81 - 54.43)	(49.11 - 50.31)
<b>Central and Southern Asia</b>	74.31	73.32	72.41	71.91	70.29	68.99	67.18	66.70	64.78	61.38	51.70	41.42
	(72.65 - 75.97)	(72.31 - 74.33)	(71.70 - 73.12)	(71.29 - 72.53)	(69.74 - 70.84)	(68.56 - 69.43)	(66.76 - 67.59)	(66.27 - 67.13)	(64.31 - 65.25)	(60.86 - 61.90)	(51.07 - 52.34)	(40.21 - 42.63)
<b>Eastern and South-Eastern Asia</b>	70.72	64.51	60.83	58.85	57.13	55.12	50.00	48.53	44.98	41.01	37.85	43.16
	(67.63 - 73.82)	(62.90 - 66.13)	(59.48 - 62.18)	(57.66 - 60.03)	(56.14 - 58.12)	(54.23 - 56.00)	(49.08 - 50.92)	(47.53 - 49.53)	(43.96 - 46.00)	(39.86 - 42.16)	(36.39 - 39.32)	(40.33 - 45.98)
<b>Europe (middle-income countries only)</b>	15.87	26.87	18.78	23.44	20.32	23.80	24.74	33.14	32.14	22.68		
	(10.22 - 21.52)	(20.96 - 32.79)	(13.88 - 23.68)	(19.25 - 27.63)	(17.53 - 23.11)	(20.95 - 26.65)	(22.14 - 27.34)	(30.29 - 35.99)	(28.75 - 35.54)	(16.70 - 28.66)		
<b>Latin America and the Caribbean</b>	67.11	65.08	63.11	61.46	60.92	61.41	60.30	62.87	62.57	61.89	59.68	57.19
	(65.84 - 68.37)	(64.08 - 66.08)	(62.28 - 63.93)	(60.75 - 62.18)	(60.33 - 61.51)	(60.86 - 61.95)	(59.78 - 60.83)	(62.32 - 63.41)	(61.98 - 63.16)	(61.22 - 62.56)	(58.81 - 60.56)	(55.31 - 59.07)
<b>Northern Africa and Western Asia</b>	74.03	72.38	66.72	63.34	59.25	59.15	57.46	56.22	50.96	46.76	48.01	45.53
	(72.55 - 75.50)	(71.14 - 73.62)	(65.64 - 67.80)	(62.37 - 64.30)	(58.30 - 60.19)	(58.30 - 60.01)	(56.63 - 58.29)	(55.32 - 57.11)	(49.97 - 51.95)	(45.69 - 47.84)	(46.36 - 49.65)	(41.96 - 49.10)
<b>Oceania</b>						70.84	64.47	58.31	53.04	64.32	58.02	59.11
						(61.65 - 80.02)	(59.85 - 69.09)	(53.17 - 63.44)	(47.73 - 58.35)	(60.32 - 68.32)	(53.67 - 62.37)	(53.85 - 64.38)
<b>Sub-Saharan Africa</b>	75.76	77.21	75.46	77.14	73.45	73.96	71.54	71.00	69.56	69.60	68.06	66.93
	(74.65 - 76.87)	(76.49 - 77.93)	(74.87 - 76.05)	(76.69 - 77.6)	(73.06 - 73.84)	(73.63 - 74.29)	(71.23 - 71.85)	(70.69 - 71.30)	(69.26 - 69.86)	(69.28 - 69.93)	(67.66 - 68.46)	(66.15 - 67.70)

95% confidence intervals shown in parentheses

Table of estimates for Figure 9. Proportion of all adolescent births that occur to girls who start childbearing at age 14 and younger

Region	Women aged 20 in year											
	1960-1964	1965-1969	1970-1974	1975-1979	1980-1984	1985-1989	1990-1994	1995-1999	2000-2004	2005-2009	2010-2014	2015-2019
<b>World (excluding China and high-income countries)</b>	20.27	19.81	18.05	17.41	15.57	15.41	14.87	14.18	13.24	12.96	10.25	7.52
	(19.45 - 21.08)	(19.23 - 20.40)	(17.61 - 18.49)	(17.05 - 17.77)	(15.29 - 15.85)	(15.17 - 15.65)	(14.65 - 15.08)	(13.97 - 14.40)	(13.02 - 13.45)	(12.72 - 13.19)	(9.98 - 10.52)	(7.02 - 8.02)
<b>Central and Southern Asia</b>	23.46	21.31	19.69	18.49	16.81	17.60	16.91	17.43	15.77	14.04	9.26	4.63
	(21.20 - 25.73)	(19.97 - 22.65)	(18.76 - 20.63)	(17.70 - 19.28)	(16.17 - 17.46)	(17.10 - 18.10)	(16.46 - 17.37)	(16.97 - 17.89)	(15.29 - 16.25)	(13.55 - 14.52)	(8.79 - 9.74)	(3.88 - 5.38)
<b>Eastern and South-Eastern Asia</b>	19.01	17.74	13.63	13.90	13.01	13.41	9.85	8.54	5.96	5.66	3.09	1.53
	(14.79 - 23.23)	(15.38 - 20.09)	(11.86 - 15.39)	(12.54 - 15.25)	(11.91 - 14.11)	(12.49 - 14.33)	(9.08 - 10.61)	(7.75 - 9.34)	(5.28 - 6.64)	(4.91 - 6.41)	(2.29 - 3.88)	(0.41 - 2.65)
<b>Europe (middle-income countries only)</b>	2.33	1.48	0.90	7.09	2.54	1.15	2.56	1.26	3.83	1.88		
	(1.47 - 3.18)	(0.00 - 2.97)	(0.24 - 1.56)	(5.26 - 8.92)	(1.89 - 3.20)	(0.43 - 1.88)	(1.75 - 3.38)	(0.26 - 2.26)	(3.13 - 4.53)	(0.01 - 3.75)		
<b>Latin America and the Caribbean</b>	14.53	12.73	11.70	10.95	9.42	9.72	8.08	8.44	8.54	8.22	7.34	6.71
	(13.20 - 15.87)	(11.73 - 13.74)	(10.90 - 12.51)	(10.28 - 11.61)	(8.92 - 9.92)	(9.27 - 10.17)	(7.68 - 8.48)	(8.03 - 8.85)	(8.09 - 8.99)	(7.71 - 8.74)	(6.72 - 7.96)	(5.60 - 7.82)
<b>Northern Africa and Western Asia</b>	21.28	22.65	16.87	15.52	12.84	12.98	11.58	10.22	8.26	8.28	7.77	4.31
	(19.33 - 23.24)	(21.00 - 24.30)	(15.69 - 18.04)	(14.54 - 16.50)	(12.03 - 13.64)	(12.27 - 13.70)	(10.93 - 12.23)	(9.58 - 10.87)	(7.59 - 8.93)	(7.46 - 9.11)	(6.51 - 9.04)	(2.13 - 6.49)
<b>Oceania</b>						23.37	15.26	16.53	15.20	21.41	13.86	19.09
						(9.45 - 37.28)	(11.03 - 19.48)	(12.97 - 20.09)	(12.00 - 18.40)	(16.9 - 25.92)	(10.25 - 17.47)	(14.27 - 23.91)
<b>Sub-Saharan Africa</b>	25.16	25.83	25.12	24.70	22.11	22.83	21.35	20.87	18.18	19.56	17.66	15.58
	(23.57 - 26.75)	(24.76 - 26.90)	(24.33 - 25.90)	(24.06 - 25.35)	(21.62 - 22.60)	(22.41 - 23.26)	(20.96 - 21.73)	(20.50 - 21.23)	(17.85 - 18.51)	(19.19 - 19.92)	(17.23 - 18.10)	(14.76 - 16.39)

95% confidence intervals shown in parentheses

Table of estimates for Figure 10. Likelihood that an adolescent mother has a rapid repeat birth before her twentieth birthday

Region	Women aged 20 in year											
	1960-1964	1965-1969	1970-1974	1975-1979	1980-1984	1985-1989	1990-1994	1995-1999	2000-2004	2005-2009	2010-2014	2015-2019
<b>World (excluding China and high-income countries)</b>	0.36	0.37	0.35	0.33	0.33	0.31	0.29	0.27	0.26	0.24	0.23	0.22
	(0.356 - 0.373)	(0.360 - 0.371)	(0.342 - 0.350)	(0.325 - 0.332)	(0.330 - 0.336)	(0.308 - 0.313)	(0.286 - 0.290)	(0.265 - 0.269)	(0.254 - 0.259)	(0.234 - 0.238)	(0.227 - 0.233)	(0.215 - 0.226)
<b>Central and Southern Asia</b>	0.32	0.32	0.33	0.33	0.34	0.33	0.31	0.30	0.29	0.27	0.26	0.25
	(0.297 - 0.334)	(0.309 - 0.332)	(0.325 - 0.341)	(0.326 - 0.340)	(0.332 - 0.345)	(0.321 - 0.331)	(0.307 - 0.316)	(0.294 - 0.303)	(0.286 - 0.296)	(0.267 - 0.277)	(0.249 - 0.261)	(0.237 - 0.254)
<b>Eastern and South-Eastern Asia</b>	0.35	0.34	0.35	0.31	0.31	0.27	0.25	0.20	0.20	0.17	0.14	0.14
	(0.309 - 0.385)	(0.319 - 0.358)	(0.334 - 0.365)	(0.297 - 0.322)	(0.300 - 0.321)	(0.261 - 0.279)	(0.239 - 0.256)	(0.191 - 0.208)	(0.193 - 0.210)	(0.163 - 0.183)	(0.127 - 0.155)	(0.111 - 0.162)
<b>Europe (middle-income countries only)</b>	0.10	0.27	0.07	0.09	0.18	0.14	0.12	0.08	0.10	0.05		
	(0.034 - 0.158)	(0.186 - 0.353)	(0.011 - 0.126)	(0.051 - 0.138)	(0.134 - 0.222)	(0.104 - 0.171)	(0.084 - 0.147)	(0.055 - 0.110)	(0.072 - 0.133)	(0.000 - 0.130)		
<b>Latin America and the Caribbean</b>	0.54	0.50	0.51	0.45	0.38	0.35	0.30	0.29	0.24	0.19	0.19	0.18
	(0.519 - 0.553)	(0.483 - 0.508)	(0.501 - 0.520)	(0.439 - 0.455)	(0.377 - 0.389)	(0.341 - 0.352)	(0.298 - 0.309)	(0.281 - 0.292)	(0.231 - 0.242)	(0.187 - 0.199)	(0.186 - 0.201)	(0.160 - 0.194)
<b>Northern Africa and Western Asia</b>	0.49	0.47	0.47	0.45	0.47	0.44	0.38	0.35	0.32	0.30	0.28	0.33
	(0.464 - 0.512)	(0.455 - 0.490)	(0.457 - 0.483)	(0.436 - 0.458)	(0.458 - 0.478)	(0.428 - 0.446)	(0.374 - 0.391)	(0.338 - 0.357)	(0.312 - 0.332)	(0.284 - 0.307)	(0.264 - 0.300)	(0.289 - 0.371)
<b>Oceania</b>						0.26	0.29	0.24	0.23	0.28	0.26	0.19
						(0.152 - 0.370)	(0.235 - 0.335)	(0.194 - 0.279)	(0.182 - 0.275)	(0.230 - 0.322)	(0.220 - 0.305)	(0.140 - 0.240)
<b>Sub-Saharan Africa</b>	0.33	0.35	0.32	0.31	0.30	0.28	0.26	0.25	0.25	0.24	0.22	0.21
	(0.318 - 0.344)	(0.345 - 0.363)	(0.316 - 0.329)	(0.307 - 0.317)	(0.297 - 0.306)	(0.275 - 0.282)	(0.257 - 0.264)	(0.248 - 0.255)	(0.244 - 0.249)	(0.239 - 0.245)	(0.220 - 0.228)	(0.204 - 0.218)

95% confidence intervals shown in parentheses

Table of estimates for Figure 11. Proportion of all non-first adolescent births that are rapid repeat births

Region	Women aged 20 in year											
	1960-1964	1965-1969	1970-1974	1975-1979	1980-1984	1985-1989	1990-1994	1995-1999	2000-2004	2005-2009	2010-2014	2015-2019
<b>World (excluding China and high-income countries)</b>	59.77	60.64	56.83	56.19	60.03	57.98	57.28	54.30	53.86	52.46	52.66	54.13
	(58.92 - 60.62)	(60.03 - 61.25)	(56.34 - 57.32)	(55.76 - 56.61)	(59.67 - 60.39)	(57.67 - 58.30)	(56.98 - 57.59)	(53.98 - 54.62)	(53.53 - 54.19)	(52.09 - 52.83)	(52.18 - 53.15)	(53.12 - 55.15)
<b>Central and Southern Asia</b>	50.98	51.27	53.55	54.78	54.38	54.64	54.61	54.09	52.95	52.45	54.77	59.45
	(48.62 - 53.33)	(49.80 - 52.74)	(52.49 - 54.60)	(53.86 - 55.71)	(53.57 - 55.19)	(54.00 - 55.27)	(54.00 - 55.22)	(53.44 - 54.74)	(52.22 - 53.67)	(51.64 - 53.26)	(53.70 - 55.84)	(56.96 - 61.95)
<b>Eastern and South-Eastern Asia</b>	55.80	56.61	60.08	56.05	57.26	56.09	57.01	54.13	58.00	54.80	55.91	53.86
	(50.99 - 60.61)	(54.09 - 59.14)	(57.99 - 62.16)	(54.26 - 57.85)	(55.75 - 58.77)	(54.73 - 57.45)	(55.55 - 58.47)	(52.50 - 55.77)	(56.29 - 59.72)	(52.84 - 56.75)	(53.29 - 58.53)	(48.81 - 58.90)
<b>Europe (middle-income countries only)</b>		93.66	35.59	37.33	85.77	79.77	80.82	53.72	53.60	93.20		
		(79.94 - 100.00)	(23.04 - 48.14)	(27.54 - 47.11)	(78.40 - 93.15)	(73.47 - 86.07)	(74.67 - 86.98)	(46.72 - 60.72)	(45.04 - 62.15)	(78.82 - 100.00)		
<b>Latin America and the Caribbean</b>	73.57	73.03	76.01	72.84	68.88	65.36	63.34	60.85	57.37	52.67	52.81	51.61
	(72.11 - 75.04)	(71.90 - 74.17)	(75.04 - 76.97)	(71.98 - 73.70)	(68.14 - 69.61)	(64.63 - 66.09)	(62.63 - 64.06)	(60.06 - 61.64)	(56.42 - 58.31)	(51.54 - 53.80)	(51.28 - 54.35)	(48.31 - 54.91)
<b>Northern Africa and Western Asia</b>	70.72	68.51	69.20	69.98	72.96	70.44	67.01	63.20	64.62	61.84	60.18	69.41
	(68.98 - 72.46)	(67.05 - 69.97)	(67.96 - 70.45)	(68.89 - 71.06)	(71.95 - 73.97)	(69.49 - 71.39)	(66.04 - 67.98)	(62.15 - 64.25)	(63.45 - 65.78)	(60.42 - 63.25)	(57.98 - 62.39)	(63.54 - 75.28)
<b>Oceania</b>						41.53	54.65	53.83	53.99	54.78	52.61	43.98
						(26.71 - 56.35)	(47.47 - 61.83)	(47.15 - 60.51)	(45.98 - 62.00)	(48.27 - 61.29)	(46.49 - 58.73)	(36.04 - 51.92)
<b>Sub-Saharan Africa</b>	50.87	54.83	50.76	49.31	49.41	47.36	46.64	46.54	46.00	45.08	44.19	43.25
	(49.21 - 52.52)	(53.76 - 55.91)	(49.90 - 51.62)	(48.60 - 50.02)	(48.83 - 49.98)	(46.86 - 47.86)	(46.17 - 47.11)	(46.07 - 47.00)	(45.55 - 46.45)	(44.59 - 45.56)	(43.57 - 44.81)	(42.03 - 44.48)

95% confidence intervals shown in parentheses

Table of estimates for Figure 12. Completed fertility by motherhood entry age

Region	Motherhood entry age	Women aged 40 in year							
		1980-1984	1985-1989	1990-1994	1995-1999	2000-2004	2005-2009	2010-14	2015-2019
World (excluding China and high-income countries)	All mothers	5.57	5.19	4.91	4.55	4.34	4.09	3.98	3.87
		(5.53 - 5.62)	(5.16 - 5.22)	(4.89 - 4.94)	(4.53 - 4.56)	(4.33 - 4.36)	(4.07 - 4.10)	(3.97 - 3.99)	(3.85 - 3.89)
	In adolescence	6.36	6.03	5.71	5.27	5.11	4.80	4.67	4.59
		(6.29 - 6.43)	(5.99 - 6.07)	(5.68 - 5.74)	(5.25 - 5.30)	(5.09 - 5.13)	(4.79 - 4.82)	(4.65 - 4.69)	(4.56 - 4.62)
	After adolescence	4.79	4.42	4.14	3.89	3.72	3.58	3.50	3.38
		(4.74 - 4.85)	(4.38 - 4.45)	(4.11 - 4.16)	(3.87 - 3.91)	(3.70 - 3.73)	(3.57 - 3.59)	(3.49 - 3.51)	(3.36 - 3.40)
Central and Southern Asia	All mothers	5.73	5.38	5.01	4.66	4.38	3.84	3.60	3.54
		(5.62 - 5.84)	(5.33 - 5.43)	(4.97 - 5.04)	(4.62 - 4.70)	(4.34 - 4.42)	(3.82 - 3.86)	(3.58 - 3.61)	(3.52 - 3.57)
	In adolescence	6.25	5.99	5.63	5.22	4.98	4.35	4.05	4.10
		(6.11 - 6.39)	(5.92 - 6.05)	(5.58 - 5.68)	(5.17 - 5.27)	(4.93 - 5.04)	(4.32 - 4.38)	(4.03 - 4.07)	(4.06 - 4.14)
	After adolescence	4.91	4.52	4.15	3.95	3.71	3.44	3.24	3.16
		(4.76 - 5.07)	(4.45 - 4.59)	(4.10 - 4.20)	(3.90 - 4.00)	(3.65 - 3.76)	(3.41 - 3.46)	(3.23 - 3.26)	(3.13 - 3.20)
Eastern and South-Eastern Asia	All mothers	5.52	5.21	4.75	4.28	3.84	3.47	3.16	3.08
		(5.36 - 5.69)	(5.13 - 5.28)	(4.69 - 4.81)	(4.22 - 4.33)	(3.80 - 3.89)	(3.44 - 3.50)	(3.13 - 3.18)	(3.03 - 3.13)
	In adolescence	6.46	6.39	5.78	5.27	4.78	4.33	3.96	3.95
		(6.22 - 6.71)	(6.27 - 6.51)	(5.68 - 5.88)	(5.17 - 5.37)	(4.70 - 4.85)	(4.28 - 4.39)	(3.90 - 4.01)	(3.85 - 4.04)
	After adolescence	4.78	4.52	4.17	3.73	3.35	3.07	2.83	2.74
		(4.58 - 4.98)	(4.43 - 4.61)	(4.10 - 4.24)	(3.67 - 3.79)	(3.31 - 3.40)	(3.04 - 3.10)	(2.80 - 2.86)	(2.69 - 2.79)
Europe (middle-income countries only)	All mothers	1.95	1.98	2.00	2.02	1.89	1.85		
		(1.89 - 2.02)	(1.92 - 2.03)	(1.96 - 2.05)	(1.98 - 2.06)	(1.86 - 1.93)	(1.81 - 1.90)		
	In adolescence	2.24	2.53	2.43	2.39	2.21	2.22		
		(2.07 - 2.42)	(2.38 - 2.68)	(2.31 - 2.55)	(2.29 - 2.49)	(2.13 - 2.29)	(2.09 - 2.34)		
	After adolescence	1.90	1.85	1.90	1.95	1.82	1.76		
		(1.83 - 1.97)	(1.80 - 1.91)	(1.86 - 1.95)	(1.91 - 1.99)	(1.79 - 1.85)	(1.71 - 1.80)		

95% confidence intervals shown in parentheses

Table of estimates for Figure 12. Completed fertility by motherhood entry age

Region	Motherhood entry age	Women aged 40 in year							
		1980-1984	1985-1989	1990-1994	1995-1999	2000-2004	2005-2009	2010-14	2015-2019
Latin America and the Caribbean	All mothers	5.85	4.92	4.42	3.81	3.37	3.14	3.31	3.15
		(5.76 - 5.95)	(4.86 - 4.98)	(4.38 - 4.47)	(3.77 - 3.84)	(3.35 - 3.40)	(3.12 - 3.16)	(3.29 - 3.33)	(3.12 - 3.19)
	In adolescence	7.65	6.54	5.76	4.93	4.40	4.06	4.22	3.97
		(7.50 - 7.80)	(6.45 - 6.64)	(5.68 - 5.83)	(4.87 - 4.99)	(4.36 - 4.44)	(4.03 - 4.09)	(4.18 - 4.25)	(3.91 - 4.03)
	After adolescence	4.76	4.06	3.68	3.13	2.81	2.63	2.76	2.61
		(4.65 - 4.86)	(4.00 - 4.12)	(3.63 - 3.73)	(3.10 - 3.17)	(2.78 - 2.83)	(2.61 - 2.65)	(2.74 - 2.78)	(2.57 - 2.65)
Northern Africa and Western Asia	All mothers	5.84	5.67	5.12	4.80	4.64	4.33	4.15	4.04
		(5.70 - 5.99)	(5.59 - 5.76)	(5.06 - 5.18)	(4.75 - 4.84)	(4.60 - 4.68)	(4.30 - 4.37)	(4.11 - 4.19)	(3.98 - 4.09)
	In adolescence	6.70	6.63	6.18	5.90	5.80	5.43	5.26	5.25
		(6.47 - 6.94)	(6.51 - 6.76)	(6.09 - 6.28)	(5.83 - 5.98)	(5.74 - 5.87)	(5.36 - 5.49)	(5.18 - 5.34)	(5.13 - 5.38)
	After adolescence	5.06	4.85	4.33	4.10	4.02	3.83	3.67	3.76
		(4.89 - 5.24)	(4.75 - 4.95)	(4.26 - 4.40)	(4.06 - 4.15)	(3.98 - 4.06)	(3.79 - 3.86)	(3.63 - 3.71)	(3.70 - 3.82)
Oceania	All mothers						4.82	4.79	4.68
							(4.58 - 5.07)	(4.67 - 4.91)	(4.54 - 4.81)
	In adolescence						4.99	5.50	5.28
							(4.62 - 5.35)	(5.29 - 5.72)	(5.04 - 5.53)
	After adolescence						4.72	4.48	4.32
							(4.38 - 5.05)	(4.35 - 4.61)	(4.17 - 4.48)
Sub-Saharan Africa	All mothers	6.99	6.91	6.96	6.62	6.63	5.99	5.73	5.44
		(6.91 - 7.08)	(6.85 - 6.96)	(6.91 - 7.00)	(6.58 - 6.66)	(6.60 - 6.66)	(5.97 - 6.02)	(5.71 - 5.75)	(5.40 - 5.48)
	In adolescence	7.76	7.59	7.72	7.31	7.45	6.80	6.60	6.34
		(7.64 - 7.87)	(7.52 - 7.66)	(7.66 - 7.77)	(7.26 - 7.36)	(7.41 - 7.49)	(6.76 - 6.83)	(6.57 - 6.64)	(6.27 - 6.40)
	After adolescence	6.20	6.00	5.81	5.68	5.67	5.12	4.87	4.56
		(6.09 - 6.32)	(5.92 - 6.08)	(5.75 - 5.87)	(5.62 - 5.73)	(5.63 - 5.70)	(5.09 - 5.15)	(4.85 - 4.90)	(4.51 - 4.61)

95% confidence intervals shown in parentheses



Table of estimates for Figure 13. Proportion of all births that took place in adolescence

Region	Women aged 40 in year							
	1980-1984	1985-1989	1990-1994	1995-1999	2000-2004	2005-2009	2010-14	2015-2019
World (excluding China and high-income countries)	14.88	15.36	16.12	16.15	16.50	16.01	16.16	15.75
	(14.61 - 15.15)	(15.18 - 15.54)	(15.98 - 16.27)	(16.02 - 16.29)	(16.38 - 16.61)	(15.91 - 16.12)	(16.04 - 16.27)	(15.56 - 15.94)
Central and Southern Asia	17.73	18.45	19.54	19.70	20.36	18.32	19.46	17.50
	(16.95 - 18.5)	(18.06 - 18.85)	(19.22 - 19.85)	(19.35 - 20.05)	(19.99 - 20.73)	(18.07 - 18.57)	(19.22 - 19.69)	(17.12 - 17.88)
Eastern and South-Eastern Asia	14.62	13.46	12.98	13.56	14.68	13.45	12.47	12.50
	(13.49 - 15.75)	(12.89 - 14.03)	(12.52 - 13.45)	(13.11 - 14.01)	(14.27 - 15.09)	(13.14 - 13.75)	(12.15 - 12.78)	(11.91 - 13.08)
Europe (middle-income countries only)	7.40	9.61	9.77	9.24	10.96	12.99		
	(6.17 - 8.63)	(8.38 - 10.84)	(8.70 - 10.83)	(8.46 - 10.03)	(10.34 - 11.59)	(12.19 - 13.78)		
Latin America and the Caribbean	11.64	11.88	13.11	15.10	15.47	16.81	16.26	18.23
	(11.20 - 12.08)	(11.55 - 12.20)	(12.82 - 13.41)	(14.82 - 15.38)	(15.24 - 15.70)	(16.59 - 17.03)	(15.98 - 16.54)	(17.66 - 18.80)
Northern Africa and Western Asia	14.69	14.36	14.12	13.21	12.50	11.77	11.02	6.15
	(13.87 - 15.50)	(13.84 - 14.87)	(13.71 - 14.53)	(12.89 - 13.52)	(12.24 - 12.76)	(11.52 - 12.03)	(10.73 - 11.31)	(5.63 - 6.66)
Oceania						13.55	9.59	10.55
						(10.18 - 16.92)	(8.84 - 10.35)	(9.69 - 11.41)
Sub-Saharan Africa	13.10	14.96	15.98	15.53	14.10	14.45	14.02	14.43
	(12.63 - 13.56)	(14.64 - 15.28)	(15.74 - 16.22)	(15.33 - 15.74)	(13.94 - 14.25)	(14.31 - 14.60)	(13.87 - 14.16)	(14.17 - 14.69)

95% confidence intervals shown in parentheses

Table of estimates for Figure A. Median age at first birth

Region	Women aged 40 in year									
	1970-1974	1975-1979	1980-1984	1985-1989	1990-1994	1995-1999	2000-2004	2005-2009	2010-2014	2015-2019
<b>World (excluding China and high-income countries)</b>	20.28	20.53	20.56	20.60	20.73	21.12	21.21	21.21	21.41	21.48
	(19.57 - 20.36)	(19.91 - 20.54)	(20.36 - 20.77)	(20.42 - 20.79)	(20.56 - 20.91)	(20.85 - 21.23)	(20.99 - 21.33)	(21.00 - 21.41)	(21.21 - 21.58)	(21.16 - 21.85)
<b>Central and Southern Asia</b>	19.36	19.62	19.55	19.68	19.71	20.37	20.38	20.55	20.92	21.35
	(19.06 - 19.64)	(19.40 - 19.81)	(19.42 - 19.67)	(19.57 - 19.73)	(19.61 - 19.76)	(20.25 - 20.42)	(20.33 - 20.46)	(20.45 - 20.60)	(20.81 - 20.97)	(21.16 - 21.52)
<b>Eastern and South-Eastern Asia</b>	20.73	21.22	21.35	21.39	21.52	22.16	22.50	22.78	23.17	22.95
	(20.27 - 21.34)	(20.92 - 21.63)	(21.19 - 21.58)	(21.22 - 21.53)	(21.35 - 21.66)	(21.98 - 22.41)	(22.29 - 22.71)	(22.53 - 23.00)	(22.94 - 23.46)	(22.52 - 23.52)
<b>Europe (middle-income countries only)</b>	23.92	23.07	22.83	22.45	22.09	21.98	21.84			
	(23.29 - 24.39)	(22.63 - 23.72)	(22.36 - 23.25)	(22.16 - 22.98)	(21.82 - 22.46)	(21.56 - 22.32)	(21.44 - 22.32)			
<b>Latin America and the Caribbean</b>	21.44	21.95	22.04	21.88	22.05	22.31	22.11	21.60	21.67	22.25
	(20.98 - 22.05)	(21.57 - 22.31)	(21.76 - 22.29)	(21.63 - 22.19)	(21.76 - 22.34)	(21.98 - 22.63)	(21.81 - 22.41)	(21.21 - 22.20)	(21.39 - 21.97)	(21.56 - 23.27)
<b>Northern Africa and Western Asia</b>	19.73	20.26	21.15	21.52	22.18	22.83	23.19	23.62	23.83	25.67
	(19.42 - 20.13)	(19.98 - 20.60)	(20.91 - 21.42)	(21.27 - 21.83)	(21.85 - 22.47)	(22.56 - 23.12)	(22.90 - 23.48)	(23.32 - 23.99)	(23.45 - 24.24)	(25.17 - 26.13)
<b>Oceania</b>						21.41	22.57	21.90	21.93	22.08
						(20.74 - 22.99)	(21.98 - 23.17)	(21.48 - 22.33)	(21.42 - 22.29)	(21.34 - 22.84)
<b>Sub-Saharan Africa</b>	19.68	19.35	19.45	19.20	19.78	19.81	20.10	20.13	20.10	20.14
	(19.24 - 20.29)	(18.89 - 20.02)	(19.11 - 19.85)	(18.92 - 19.62)	(19.52 - 20.08)	(19.60 - 20.10)	(19.90 - 20.30)	(19.91 - 20.35)	(19.86 - 20.36)	(19.72 - 20.67)

95% confidence intervals shown in parentheses

---

# BIRTH COHORTS AND CASE NUMBERS

---

**TABLE S1. Number of individual women's birth histories included in data analysis by country and birth cohort**

Country	Birth cohort												Proportion of region's female population aged 15-19 in 2020*
	1940-44	1945-49	1950-54	1955-59	1960-64	1965-69	1970-74	1975-79	1980-84	1985-89	1990-94	1995-99	
<b>Central and Southern Asia</b>													<b>97</b>
Afghanistan						2 273	2 853	4 461	4 165	7 057	8 485		2.6
Bangladesh	864	2 093	3 693	5 034	7 304	13 064	22 777	21 456	24 649	23 760	18 957	11 026	8.7
India	2 925	10 320	21 448	32 381	45 314	106 283	127 467	125 459	118 620	118 403	125 394	12 997	76.8
Kazakhstan		337	1 047	1 254	1 308	1 250	1 233	516					0.6
Kyrgyzstan		120	386	469	1 055	2 408	3 061	2 848	2 945	3 547	2 449	505	0.3
Maldives					840	1 446	2 078	2 251	3 049	3 291	1 288	363	0.0
Nepal		618	1 580	2 872	4 329	7 583	10 747	10 623	9 764	9 296	7 099	3 012	1.8
Pakistan	348	811	999	1 952	3 644	5 804	6 103	7 013	8 891	8 220	6 355	2 418	12.0
Sri Lanka	1 341	1 824	2 261										1.0
Tajikistan					366	1 397	2 197	2 305	2 608	3 516	2 659	791	0.5
Turkmenistan						737	1 645	1 965	2 094	2 580	2 860	979	0.3
Uzbekistan		199	400	535	594	646	804	158					1.4
<b>Eastern and South-Eastern Asia</b>													<b>92</b>
Cambodia			1 217	3 055	5 935	8 456	8 464	7 435	9 280	6 243	2 442		2.6
Indonesia	1 679	7 262	12 774	20 195	29 615	37 960	39 363	30 569	25 862	16 695	9 300	2 802	40.9
Lao People's Democratic Republic					1 202	3 204	5 393	6 228	7 197	7 885	5 240	1 703	1.3
Mongolia					360	2 012	3 478	3 812	3 974	4 164	2 745	707	0.4
Myanmar						1 185	1 765	1 883	1 960	1 950	1 858	287	9.2
Philippines	304	1 723	3 315	5 403	7 774	11 394	12 165	10 533	8 925	7 006	5 518	1 594	18.3
Thailand	670	884	1 000										7.7

\* Excluding China and high-income countries (Source: World Population Prospects 2019)

Country	Birth cohort												Proportion of region's female population aged 15-19 in 2020*
	1940-44	1945-49	1950-54	1955-59	1960-64	1965-69	1970-74	1975-79	1980-84	1985-89	1990-94	1995-99	
Timor-Leste					1 135	963	3 112	2 656	3 536	3 728	1 945	400	0.3
Viet Nam		293	1 165	2 111	2 821	3 829	3 929	3 264	2 030	1 357	1 001		11.3
<b>Europe (middle-income countries only)</b>													<b>90</b>
Albania				1 002	3 276	3 130	2 806	2 380	2 243	2 079	1 516	637	1.6*
Bulgaria	383	470	663	845	1 324	1 311	1 347	982	620	188			2.6
North Macedonia						76	378	450	559	621	482	256	1.0*
Republic of Moldova				1 008	1 486	1 616	1 718	1 750	2 022	981	360		1.7**
Romania	468	558	657	556	410	640	535	421	258				8.2
Russian Federation	430	514	743	749	721	542	577	559	439	89			59.0
Ukraine				424	1 094	966	1 009	1 004	990	365			16.3
<b>Latin America and the Caribbean</b>													<b>92</b>
Belize		165	276	416	601	876	528	541	704	782	879		0.1
Bolivia (Plurinational State of)	763	1 748	3 202	5 685	7 756	8 707	8 818	7 993	6 404	3 579	1 903	388	2.2
Brazil	419	1 556	240	3 126	5 088	4 329	4 216	2 950	2 747	1 035			31.3
Colombia	1 530	2 870	4 763	8 914	15 494	20 481	19 382	18 755	18 515	12 756	5 750	205	8.2
Costa Rica	717	1 063	1 360	774	621	642	312	278					0.7
Dominican Republic	1 691	2 744	4 798	7 779	9 853	13 715	15 584	15 751	14 641	12 063	9 796	2 991	1.8
Ecuador	1 090	1 355	1 729	1 855	926	364							3.0
El Salvador					100	1 173	1 319	1 730	1 914	2 272	2 071		1.1
Guatemala	162	1 509	2 954	4 145	4 942	6 659	7 566	6 282	4 635	4 014	4 445		3.8
Guyana	547	731	949	295	971	1 358	2 288	2 316	2 482	2 305	1 779	896	0.1
Haiti	364	826	2 175	2 842	3 863	5 198	6 298	6 533	5 692	5 036	3 588	1 028	2.2

\* Cohorts 1990-1994 and 1995-1999 not used in regional aggregation

\*\* Cohort 1990-1994 not used in regional aggregation

Country	Birth cohort												Proportion of region's female population aged 15-19 in 2020*
	1940-44	1945-49	1950-54	1955-59	1960-64	1965-69	1970-74	1975-79	1980-84	1985-89	1990-94	1995-99	
Honduras				1 157	2 855	4 219	4 998	6 032	6 906	4 569	1 337		2.0
Jamaica	381	497	628										0.5
Mexico	3 662	7 988	10 636	20 001	35 130	46 566	52 665	44 855	39 429	38 334	25 633	8 515	21.7
Nicaragua		294	1 673	2 524	3 191	3 665	4 078	3 607	483				1.1
Panama	656	814	869	120									0.7
Paraguay	921	1 097	1 433	1 564	965	1 375	647	760	1 187	1 241	1 378	242	1.3
Peru	2 054	4 442	8 728	12 527	23 300	28 351	28 964	24 981	19 986	15 321	2 040		4.9
Suriname						260	869	981	1 348	1 317	1 326	765	0.1
Venezuela (Bolivarian Republic of)	455	627	896	376									4.8
<b>Northern Africa and Western Asia</b>													<b>97</b>
Algeria					1 439	4 362	9 154	10 141	11 648	12 406	9 307	4 358	7.4
Armenia			642	1 744	2 808	2 841	2 904	3 438	2 913	2 059	1 012	146	0.4
Azerbaijan				593	1 280	1 186	1 106	1 007	1 281	284			1.5
Egypt	1 651	4 098	8 068	13 203	14 690	18 829	18 763	17 469	15 778	8 327	4 001		21.8
Georgia	346	375	476	544	626	520	513	512	435	268			0.5
Iraq				970	5 045	8 735	13 577	14 872	17 702	15 022	7 379	3 378	10.4
Jordan	559	1 187	1 932	3 541	7 551	12 739	13 673	13 769	12 870	10 844	5 485	1 947	2.7
Morocco	1 033	1 238	2 248	4 005	3 407	3 661	2 978	2 675	1 988				7.5
State of Palestine				810	1 494	2 745	4 237	4 832	5 063	5 183	4 267	1 925	1.3
Sudan	578	539	804	519	997	2 715	4 050	4 787	5 796	6 751	2 133		12.2
Syrian Arab Republic	654	727	952	660									4.0
Tunisia	680	738	1 080	875	668	1 603	2 727	3 069	3 226	3 219	2 090	872	2.0
Turkey	751	1 669	2 880	4 155	5 480	6 690	7 180	5 941	5 143	2 657	824		17.2
Yemen				171	654	2 055	2 544	3 505	4 217	4 825	2 836		8.1
<b>Oceania</b>													<b>91</b>

Country	Birth cohort												Proportion of region's female population aged 15-19 in 2020*
	1940-44	1945-49	1950-54	1955-59	1960-64	1965-69	1970-74	1975-79	1980-84	1985-89	1990-94	1995-99	
Fiji	1 008	1 209	1 102										6.6*
Kiribati						84	397	471	593	674	745	528	0.9
Papua New Guinea						520	1 365	1 772	2 130	2 404	2 615	900	80.3
Samoa							520	554	524	576	666	647	1.7
Tonga							304	314	379	374	413	372	1.0
Tuvalu							59	76	122	125	188	148	0.0
<b>Sub-Saharan Africa</b>													<b>99</b>
Angola					286	1 106	1 851	2 539	3 100	4 334	3 428	351	3.1
Benin	444	849	1 434	1 833	3 614	5 198	7 772	8 733	9 010	6 149	4 071	1 549	1.1
Botswana	236	312	506	691	910	537							0.2
Burkina Faso	113	496	1 283	3 510	4 236	5 006	5 509	5 233	4 334	3 225			1.9
Burundi	260	381	502	744	1 342	1 628	2 441	2 657	3 898	4 388	3 313	862	1.0
Cameroon	1 049	1 510	2 270	2 917	3 370	5 032	5 966	6 589	7 199	6 676	4 799	1 405	2.4
Central African Republic		424	464	701	856	1 077	1 571	799	1 158	1 474	1 788	1 392	0.5
Chad		191	547	1 260	1 390	3 124	5 067	5 584	5 863	6 548	6 794	2 814	1.6
Comoros		115	217	311	482	741	1 117	760	881	896	368		0.1
Congo				349	1 062	2 643	3 568	4 234	5 033	3 635	2 151		0.5
Côte d'Ivoire	607	1 181	1 707	2 530	2 392	3 556	4 322	3 836	4 518	4 101	2 898	400	2.5
Democratic Republic of the Congo				331	1 107	2 598	4 429	5 811	7 506	7 803	6 117	2 222	8.1
Eswatini				232	730	1 285	1 499	1 773	2 386	1 949	685		0.1
Ethiopia			1 126	2 175	3 453	5 111	7 729	9 496	8 278	7 189	5 109	1 280	11.0
Gabon			266	484	1 060	1 663	1 825	2 206	1 199	1 422	675		0.2

\* Country not used in regional aggregation

Country	Birth cohort												Proportion of region's female population aged 15-19 in 2020*
	1940-44	1945-49	1950-54	1955-59	1960-64	1965-69	1970-74	1975-79	1980-84	1985-89	1990-94	1995-99	
Gambia					147	764	2 516	3 505	5 093	5 674	6 228	3 484	0.2
Ghana	1 052	1 691	2 526	3 357	4 020	5 833	6 848	6 778	6 198	5 461	4 091	1 258	2.6
Guinea			568	1 216	1 977	3 279	5 265	5 235	5 470	4 753	4 399	1 241	1.3
Guinea-Bissau					42	770	1 732	2 178	2 939	3 315	3 742	1 503	0.2
Kenya	1 490	2 600	3 750	4 073	5 205	7 563	7 618	7 513	7 111	7 160	4 152		5.1
Lesotho	472	638	792	907	1 374	2 055	2 927	3 660	4 364	3 615	2 294	882	0.2
Liberia	363	539	637	1 362	2 201	2 234	3 314	3 751	4 642	3 795	2 205	1 207	0.5
Madagascar	112	592	1 309	2 449	4 276	5 248	6 531	6 395	6 035	4 549	3 186	1 901	2.6
Malawi	124	380	1 259	3 083	6 819	9 704	13 964	18 251	20 220	13 817	8 404	369	1.9
Mali	265	832	1 908	3 363	5 004	6 865	8 866	9 550	9 545	7 330	6 317	1 031	1.9
Mauritania					603	2 158	2 922	3 289	4 185	4 599	3 047		0.4
Mozambique		274	847	2 028	4 121	5 086	6 508	7 021	6 476	4 109	460		3.1
Namibia	143	461	1 119	1 864	2 956	3 752	3 852	3 925	3 023	2 201	1 048		0.2
Niger	161	499	1 158	1 825	3 192	4 323	4 088	4 002	4 000	2 474	850		2.2
Nigeria	1 467	1 777	2 949	4 141	7 421	11 202	16 443	20 055	25 311	23 017	17 571	4 788	18.5
Rwanda	121	478	1 246	2 718	4 890	6 114	8 093	9 129	10 445	7 979	4 642	2 213	1.2
São Tomé and Príncipe				39	261	521	839	1 139	1 395	1 191	816	401	0.0
Senegal	887	1 603	2 620	3 991	6 515	9 238	13 804	14 253	17 918	17 673	11 900	3 877	1.5
Sierra Leone				62	837	2 400	5 261	6 599	8 612	8 144	7 536	3 176	0.7
Somalia				134	549	1 297	1 997	2 261	3 133	2 341	401		1.6
South Africa		253	1 106	1 387	1 671	2 280	2 748	2 311	1 262	1 383	1 393	249	4.2
South Sudan					494	587	1 353	1 415	2 132	1 625			1.0
Togo	241	465	1 039	1 321	1 898	2 944	3 199	3 222	2 531	2 955	2 419	469	0.8
Uganda	289	633	1 237	2 233	4 014	5 199	6 823	6 362	6 197	5 589	3 880	657	4.5
United Republic of Tanzania	336	1 058	1 857	3 200	6 206	7 911	9 060	8 044	7 498	5 209	2 413	122	5.5



Country	Birth cohort												Proportion of region's female population aged 15-19 in 2020*
	1940-44	1945-49	1950-54	1955-59	1960-64	1965-69	1970-74	1975-79	1980-84	1985-89	1990-94	1995-99	
Zambia	215	834	1 318	2 310	3 566	5 104	6 912	6 393	6 368	5 168	4 427	1 593	1.8
Zimbabwe	264	822	1 392	2 368	4 410	5 854	8 617	9 332	11 257	9 451	5 509	1 419	1.4

---

# DATA SOURCES

---

TABLE S2. Data sources

Survey Year	Survey Name	Birth histories for ever-married women only	Data reference
<b>Central and Southern Asia</b>			
<b>Afghanistan</b>			
2015	Standard DHS		ICF International, 2016. Afghanistan Demographic and Health Survey 2015 [Dataset]. YEIR61FL.DTA. ICF [Distributor], 2016.
<b>Bangladesh</b>			
1975	World Fertility Survey	1	Ministry of Health and Population Control. 1978. Bangladesh Fertility Survey 1975-76 [Dataset]. Bdsr03.dat, bdsr03.dct, bdhm01.dat, bdhm01.dct. World Fertility Survey [Distributor].
1993	Standard DHS	1	Mitra, S.N., M. Nawab Ali, Shahidul Islam, Anne R. Cross, and Tulshi Saha. 1994. Bangladesh Demographic and Health Survey 1993-1994 [Dataset]. BDIR31FL.DTA, BDHR31FL.DTA. Calverton, Maryland, USA: National Institute of Population Research and Training - NIPORT/Bangladesh, Mitra and Associates/Bangladesh, and Macro International [Producers]. ICF [Distributors], 1994.
1996	Standard DHS	1	Mitra, S.N., Ahmed Al-Sabir, Anne R. Cross, and Kanta Jamil. 1997. Bangladesh Demographic and Health Survey 1996-1997 [Dataset]. BDIR3AFL.DTA, BDHR3AFL.DTA. Dhaka, Bangladesh: National Institute of Population Research and Training - NIPORT/Bangladesh, Mitra and Associates/Bangladesh, and Macro International [Producers]. ICF [Distributor], 1997.
1999	Standard DHS	1	National Institute of Population Research and Training - NIPORT/Bangladesh, Mitra and Associates/Bangladesh, and ORC Macro. 2001. Bangladesh Demographic and Health Survey 1999-2000 [Dataset]. BDIR41FL.DTA, BDHR41FL.DTA. Dhaka, Bangladesh: NIPORT, Mitra and Associates, and ORC Macro [Producers]. ICF [Distributor], 2001.
2004	Standard DHS	1	National Institute of Population Research and Training - NIPORT/Bangladesh, Mitra and Associates/Bangladesh, and ORC Macro. 2005. Bangladesh Demographic and Health Survey 2004 [Dataset]. BDIR4JFL.DTA, BDHR4JFL.DTA. Dhaka, Bangladesh: NIPORT, Mitra and Associates, and ORC Macro [Producers]. ICF [Distributor], 2005.
2007	Standard DHS	1	National Institute of Population Research and Training - NIPORT/Bangladesh, Mitra and Associates/Bangladesh, and Macro International. 2009. Bangladesh Demographic and Health Survey 2007 [Dataset]. BDIR51FL.DTA, BDHR51FL.DTA. Dhaka, Bangladesh: NIPORT, Mitra and Associates, and Macro International [Producers]. ICF [Distributor], 2009.
2011	Standard DHS	1	National Institute of Population Research and Training - NIPORT/Bangladesh, Mitra and Associates/Bangladesh, and ICF International. 2013. Bangladesh Demographic and Health Survey 2011 [Dataset]. BDIR61FL.DTA, BDHR61FL.DTA. Dhaka, Bangladesh: NIPORT, Mitra and Associates, and ICF International [Producers]. ICF [Distributor], 2013.
2014	Standard DHS	1	National Institute of Population Research and Training - NIPORT/Bangladesh, Associates for Community and Population Research - ACPR/Bangladesh, and ICF International. 2016. Bangladesh Health Facility Survey 2014 [Dataset]. BDIR72FL.DTA, BDHR72FL.DTA. Dhaka, Bangladesh: NIPORT, ACPR, and ICF International [Producers]. ICF [Distributor], 2016.
2017	Standard DHS	1	National Institute of Population Research and Training - NIPORT, Ministry of Health and Family Welfare, and ICF. 2020. Bangladesh Demographic and Health Survey 2017-18 [Dataset]. BDIR7RFL.DTA, BDHR7RFL.DTA. Dhaka, Bangladesh: NIPORT/ICF [Producers]. ICF [Distributor], 2020.
2019	MICS6		Bangladesh Bureau of Statistics (BBS) and UNICEF Bangladesh. 2019. Progotir Pathay, Bangladesh Multiple Indicator Cluster Survey 2019 [Dataset]. Wm.sav, bh.sav. Dhaka, Bangladesh: Bangladesh Bureau of Statistics (BBS) [Producer]. UNICEF MICS [Distributor].

Survey Year	Survey Name	Birth histories for ever-married women only	Data reference
<b>India</b>			
1992	Standard DHS	1	International Institute for Population Sciences - IIPS/India. 1995. India National Family Health Survey 1992-93 [Dataset]. IAIR23FL.DTA, IAHR23FL.DTA. MCH and Family Planning. Mumbai, India: IIPS/India [Producers]. ICF [Distributor], 1995.
1998	Standard DHS	1	International Institute for Population Sciences - IIPS/India and ORC Macro. 2000. India National Family Health Survey (NFHS-2) 1998-99 [Dataset]. IAIR42FL.DTA, IAHR42FL.DTA. Mumbai, India: IIPS and ORC Macro [Producers]. ICF [Distributor], 2000.
2005	Standard DHS		International Institute for Population Sciences - IIPS/India and Macro International. 2007. India National Family Health Survey (NFHS-3) 2005-06 [Dataset]. IAIR52FL.DTA. Mumbai, India: IIPS and Macro International [Producers]. ICF [Distributor], 2007.
2015	Standard DHS		International Institute for Population Sciences - IIPS/India and ICF. 2017. India National Family Health Survey NFHS-4 2015-16 [Dataset]. IAIR52FL.DTA. Mumbai, India: IIPS and ICF [Producers]. ICF [Distributor], 2017.
<b>Kazakhstan</b>			
1995	Standard DHS		National Institute of Nutrition/Kazakhstan and Macro International. 1995. Kazakhstan Demographic and Health Survey 1995 [Dataset]. KKIR31FL.DTA. Calverton, Maryland, USA: National Institute of Nutrition/Kazakhstan and Macro International [Producers]. ICF [Distributor], 1995
1999	Standard DHS		Academy of Preventive Medicine/Kazakhstan and Macro International. 2000. Kazakhstan Demographic and Health Survey 1999 [Dataset]. KKIR42FL.DTA. Calverton, Maryland, USA: Academy of Preventive Medicine/Kazakhstan and Macro International [Producers]. ICF [Distributor], 2000.
<b>Kyrgyzstan</b>			
1997	Standard DHS		Research Institute of Obstetrics and Pediatrics/Kyrgyz Republic and Macro International. 1998. Kyrgyz Republic Demographic and Health Survey 1997 [Dataset]. KYIR31FL.DTA. Calverton, Maryland, USA: Research Institute of Obstetrics and Pediatrics, Ministry of Health of the Kyrgyz Republic and Macro International [Producers]. ICF [Distributor], 1998.
2012	Standard DHS		National Statistical Committee of the Kyrgyz Republic - NSC, NSC, Ministry of Health - MOH/Kyrgyz Republic, and ICF International. 2013. Kyrgyz Republic Demographic and Health Survey 2012 [Dataset]. KYIR61FL.DTA. Bishkek, Kyrgyz Republic: NSC, MOH, and ICF International [Producers]. ICF [Distributor], 2013.
2014	MICS5		National Statistical Committee of the Kyrgyz Republic and UNICEF. 2014. Kyrgyzstan Multiple Indicator Cluster Survey 2014 [Dataset]. Wm.sav, bh.sav. Bishkek, Kyrgyzstan: National Statistical Committee of the Kyrgyz Republic and UNICEF [Producers]. UNICEF MICS [Distributor].
2018	MICS6		National Statistical Committee of the Kyrgyz Republic and UNICEF. 2019. Kyrgyzstan Multiple Indicator Cluster Survey 2018 [Dataset]. Wm.sav, bh.sav. Bishkek, Kyrgyzstan: National Statistical Committee of the Kyrgyz Republic and UNICEF [Producers]. UNICEF MICS [Distributor].
<b>Maldives</b>			
2009	Standard DHS	1	Ministry of Health and Family - MOHF/Maldives and ICF Macro. 2010. Maldives Demographic and Health Survey 2009 [Dataset]. MVIR52FL.DTA, MVHR52FL.DTA. Calverton, Maryland, USA: MOHF and ICF Macro [Producers]. ICF [Distributor], 2010.
2016	Standard DHS		Ministry of Health - MOH Maldives and ICF. 2018. Maldives Demographic and Health Survey 2016-17 [Dataset]. MVIR71FL.DTA. Malé, Maldives: MOH and ICF [Producers]. ICF [Distributor], 2018.

Survey Year	Survey Name	Birth histories for ever-married women only	Data reference
<b>Nepal</b>			
1996	Standard DHS	1	Pradhan, Ajit, Ram Hari Aryal, Gokarna Regmi, Bharat Ban, and Pavalavalli Govindasamy. 1997. Nepal Family Health Survey 1996 [Dataset]. NPIR31FL.DTA, NPHR31FL.DTA. Kathmandu, Nepal: Ministry of Health/Nepal, New ERA/Nepal, and Macro International [Producers]. ICF [Distributor], 1997.
2001	Standard DHS	1	Family Health Division of the Department of Health Services of the Ministry of Health/Nepal, New ERA/Nepal, and ORC Macro. 2002. Nepal Demographic and Health Survey 2001 [Dataset]. NPIR41FL.DTA, NPHR41FL.DTA. Calverton, Maryland, USA: Family Health Division Department of Health Services Ministry of Health/Nepal, New ERA, and ORC Macro [Producers]. ICF [Distributor], 2002.
2006	Standard DHS		Ministry of Health and Population - MOHP/Nepal, New ERA/Nepal, and Macro International. 2007. Nepal Demographic And Health Survey 2006 [Dataset]. NPIR51FL.DTA. Kathmandu, Nepal: MOHP/Nepal, New ERA/Nepal, and Macro International [Producers]. ICF [Distributor], 2007.
2011	Standard DHS		Ministry of Health and Population - MOHP/Nepal, New ERA/Nepal, and ICF International. 2012. Nepal Demographic and Health Survey 2011 [Dataset]. NPIR61FL.DTA. Kathmandu, Nepal: MOHP/Nepal, New ERA, and ICF International [Producers]. ICF [Distributor], 2012.
2016	Standard DHS		Ministry of Health - MOH/Nepal, New ERA/Nepal, and ICF. 2017. Nepal Demographic and Health Survey 2016 [Dataset]. NPIR7HFL.DTA. Kathmandu, Nepal: MOH/Nepal, New ERA, and ICF [Producers]. ICF [Distributor], 2017.
<b>Pakistan</b>			
1990	Standard DHS	1	National Institute of Population Studies - NIPS/Pakistan and Institute for Resource Development - IRD/Macro International. 1992. Pakistan Demographic and Health Survey 1990/1991 [Dataset]. PKIR21FL.DTA, PKHR21FL.DTA. Islamabad, Pakistan: NIPS/Pakistan and IRD/Macro International [Producers]. ICF [Distributor], 1992.
2006	Standard DHS	1	National Institute of Population Studies - NIPS/Pakistan and Macro International. 2008. Pakistan Demographic and Health Survey 2006-07 [Dataset]. pkir52fl.DTA, PKPR53FL.DTA. Islamabad, Pakistan: NIPS/Pakistan and Macro International [Producers]. ICF [Distributor], 2008.
2012	Standard DHS	1	National Institute of Population Studies - NIPS/Pakistan and ICF International. 2013. Pakistan Demographic and Health Survey 2012-13 [Dataset]. PKIR61FL.DTA, PKHR61FL.DTA. Islamabad, Pakistan: NIPS/Pakistan and ICF International [Producers]. ICF [Distributor], 2013.
2017	Standard DHS	1	National Institute of Population Studies - NIPS/Pakistan and ICF. 2019. Pakistan Demographic and Health Survey 2017-18 [Dataset]. PKIR71FL.DTA, PKHR71FL.DTA. Islamabad, Pakistan: NIPS/Pakistan and ICF [Producers]. ICF [Distributor], 2019.
<b>Sri Lanka</b>			
1975	World Fertility Survey	1	Ministry of Plan Implementation. 1978. World Fertility Survey, Sri Lanka, 1975 [Dataset]. lksr04.dat, lksr04.dct. World Fertility Survey [Distributor].
<b>Tajikistan</b>			
2012	Standard DHS		Statistical Agency under the President of the Republic of Tajikistan - SA/Tajikistan, Ministry of Health - MOH/Tajikistan, and ICF International. 2013. Tajikistan Demographic and Health Survey 2012 [Dataset]. TJIR61FL.DTA. SA/Tajikistan, MOH/Tajikistan, and ICF International: Dushanbe, Tajikistan [Producers]. ICF [Distributor], 2013.
2017	Standard DHS		Statistical Agency under the President of the Republic of Tajikistan, Ministry of Health - MOH/Tajikistan, and ICF. 2018. Tajikistan Demographic and Health Survey 2017 [Dataset]. TJIR72FL.DTA. Dushanbe, Tajikistan: SA/Tajikistan, MOH/Tajikistan, and ICF [Producers]. ICF [Distributor], 2018.

Survey Year	Survey Name	Birth histories for ever-married women only	Data reference
<b>Turkmenistan</b>			
2015	MICS5		The State Committee of Statistics of Turkmenistan and UNICEF. 2016. 2015-2016 Turkmenistan Multiple Indicator Cluster Survey [Dataset]. Wm.sav, bh.sav. Ashgabat, Turkmenistan: The State Committee of Statistics of Turkmenistan and UNICEF [Producers]. ICF [Distributor], 2016.
2019	MICS6		The State Committee of Turkmenistan for Statistics and UNICEF. 2020. 2019 Turkmenistan Multiple Indicator Cluster Survey [Dataset]. Wm.sav, bh.sav. Ashgabat, Turkmenistan: State Committee for Statistics of Turkmenistan and UNICEF [Producers]. ICF [Distributor], 2020.
<b>Uzbekistan</b>			
1996	Standard DHS		Institute of Obstetrics and Gynecology at the Ministry of Health/Uzbekistan and Macro International. 1997. Uzbekistan Demographic and Health Survey 1996 [Dataset]. UZIR31FL.DTA. Calverton, Maryland, USA: Macro International [Producers]. ICF [Distributor], 1997.
<b>Eastern and South-Eastern Asia</b>			
<b>Cambodia</b>			
2000	Standard DHS		National Institute of Statistics/Cambodia, Directorate General for Health/Cambodia, and ORC Macro. 2001. Cambodia Demographic and Health Survey 2000 [Dataset]. KHIR42FL.DTA. Phnom Penh, Cambodia: National Institute of Statistics/Cambodia, Directorate General for Health/Cambodia, and ORC Macro [Producers]. ICF [Distributor], 2001.
2005	Standard DHS		National Institute of Public Health/Cambodia, National Institute of Statistics/Cambodia, and ORC Macro. 2006. Cambodia Demographic and Health Survey 2005 [Dataset]. KHIR51FL.DTA. Phnom Penh, Cambodia: National Institute of Public Health/Cambodia, National Institute of Statistics/Cambodia, and ORC Macro [Producers]. ICF [Distributor], 2006.
2010	Standard DHS		National Institute of Statistics/Cambodia, Directorate General for Health/Cambodia, and ICF Macro. 2011. Cambodia Demographic and Health Survey 2010 [Dataset]. KHIR61FL.DTA. Phnom Penh, Cambodia: National Institute of Statistics, Directorate General for Health, and ICF Macro [Producers]. ICF [Distributor], 2011.
2014	Standard DHS		National Institute of Statistics/Cambodia, Directorate General for Health/Cambodia, and ICF International. 2015. Cambodia Demographic and Health Survey 2014 [Dataset]. KHIR73FL.DTA. Phnom Penh, Cambodia: National Institute of Statistics/Cambodia, Directorate General for Health/Cambodia, and ICF International [Producers]. ICF [Distributor], 2015.
<b>Indonesia</b>			
1991	Standard DHS	1	Central Bureau of Statistics - CBS/Indonesia, State Ministry of Population/National Family Planning Coordinating Board - NFPCB/Indonesia, Ministry of Health - MOH/Indonesia, and Macro International. 1991. Indonesia Demographic and Health Survey 1991 [Dataset]. IDIR21FL.DTA, IDHR21FL.DTA. Calverton, Maryland, USA: CBS and Macro International [Producers]. ICF [Distributor], 1991.
1994	Standard DHS	1	Central Bureau of Statistics - CBS/Indonesia, State Ministry of Population/National Family Planning Coordinating Board - NFPCB/Indonesia, Ministry of Health - MOH/Indonesia, and Macro International. 1995. Indonesia Demographic and Health Survey 1994 [Dataset]. IDIR31FL.DTA, IDHR31FL.DTA. Calverton, Maryland, USA: CBS and Macro International [Producers]. ICF [Distributor], 1995.
1997	Standard DHS	1	Central Bureau of Statistics - CBS/Indonesia, State Ministry of Population/National Family Planning Coordinating Board - NFPCB/Indonesia, Ministry of Health - MOH/Indonesia, and Macro International. 1998. Indonesia Demographic and Health Survey 1997 [Dataset]. IDIR3AFL.DTA, IDHR3AFL.DTA. Calverton, Maryland, USA: CBS and Macro International [Producers]. ICF [Distributor], 1998.
2002	Standard DHS	1	Badan Pusat Statistik - BPS - Statistics Indonesia and ORC Macro. 2004. Indonesia Young Adult Reproductive Health Survey 2002-2003 [Dataset]. IDIR42FL.DTA, IDHR42FL.DTA. Calverton, Maryland, USA: BPS-Statistics Indonesia and ORC Macro [Producers]. ICF [Distributor], 2004.

Survey Year	Survey Name	Birth histories for ever-married women only	Data reference
2007	Standard DHS	1	Statistics Indonesia - Badan Pusat Statistik - BPS and Macro International. 2008. Indonesia Demographic and Health Survey 2007 [Dataset]. IDIR51FL.DTA, IDHR51FL.DTA. Calverton, Maryland, USA: BPS and Macro International [Producers]. ICF [Distributor], 2008.
2012	Standard DHS		Statistics Indonesia - Badan Pusat Statistik - BPS, National Population and Family Planning Board - BKKBN/Indonesia, Kementerian Kesehatan - Kemenkes - Ministry of Health/Indonesia, and ICF International. 2013. Indonesia Demographic and Health Survey 2012 [Dataset]. IDIR63FL.DTA. Jakarta, Indonesia: BPS, BKKBN, Kemenkes, and ICF International [Producers]. ICF [Distributor], 2013.
2017	Standard DHS		National Population and Family Planning Board, Statistical Indonesia, Ministry of Health - Kemenkes, and ICF. 2018. Indonesia Demographic and Health Survey 2017 [Dataset]. IDIR71FL.DTA. Jakarta, Indonesia: BKKBN, BPS, Kemenkes, and ICF [Producers]. ICF [Distributor], 2018.
<b>Lao People's Democratic Republic</b>			
2011	MICS4		Ministry of Health and Lao Statistics Bureau. 2012. Lao Social Indicator Survey 2011-12 [Dataset]. wm.sav, bh.sav. Vientiane, Lao PDR. UNICEF MICS [Distributor].
2017	MICS		Lao Statistics Bureau. 2018. Lao Social Indicator Survey II 2017 [Dataset]. Wm.sav, bh.sav. Vientiane, Lao PDR: Lao Statistics Bureau and UNICEF [Producers]. UNICEF MICS [Distributor].
<b>Malaysia</b>			
1974	World Fertility Survey	1	Chander, R. and V.T. Palan, Malaysian Fertility and Family Survey 1974, Department of Statistics, Kuala Lumpur, 1978.
<b>Mongolia</b>			
2013	MICS5		National Statistical Office of Mongolia, UNICEF, UNFPA. 2013. Multiple Indicator Cluster Survey (MICS2013) [Dataset]. Wm.sav, bh.sav. Ulaanbaatar, Mongolia. UNICEF MICS [Distributor], 2013.
2018	MICS6		National Statistical Office of Mongolia. 2019. Social Indicator Sample Survey-2018 [Dataset]. Wm.sav, bh.sav. Ulaanbaatar, Mongolia: National Statistical Office of Mongolia [Producer]. UNICEF MICS [Distributor].
<b>Myanmar</b>			
2015	Standard DHS		Ministry of Health and Sports - MoHS/Myanmar and ICF. 2017. Myanmar Demographic and Health Survey 2015-16 [Dataset]. MMIR71FL.DTA. Nay Pyi Taw, Myanmar: MoHS and ICF [Producers]. ICF [Distributor], 2017.
<b>Philippines</b>			
1993	Standard DHS	1	National Statistics Office - NSO/Philippines and Macro International. 1994. Philippines National Demographic Survey 1993 [Dataset]. PHIR31FL.DTA. Calverton, Maryland, USA: NSO/Philippines and Macro International [Producers]. ICF [Distributor], 1994.
1998	Standard DHS		National Statistics Office/Philippines, Department of Health/Philippines, and Macro International. 1999. Philippines National Demographic and Health Survey 1998 [Dataset]. PHIR3BFL.DTA. Manila, Philippines: National Statistics Office/Philippines Department of Health/Philippines and Macro International [Producers]. ICF [Distributor], 1999.
2003	Standard DHS		National Statistics Office - NSO/Philippines and ORC Macro. 2004. Philippines National Demographic and Health Survey 2003 [Dataset]. PHIR41FL.DTA. Calverton, Maryland, USA: NSO/Philippines and ORC Macro [Producers]. ICF [Distributor], 2004.
2008	Standard DHS		National Statistics Office - NSO/Philippines and ICF Macro. 2009. Philippines National Demographic and Health Survey 2008 [Dataset]. PHIR41FL.DTA. Calverton, Maryland, USA: NSO/Philippines and ICF Macro [Producers]. ICF [Distributor], 2009.

Survey Year	Survey Name	Birth histories for ever-married women only	Data reference
2013	Standard DHS		Philippine Statistics Authority - PSA and ICF International. 2014. Philippines National Demographic and Health Survey 2013 [Dataset]. PHIR61FL.DTA. Manila, Philippines: PSA and ICF International [Producers]. ICF [Distributor], 2014.
2017	Standard DHS		Philippine Statistics Authority - PSA and ICF. 2018. Philippines National Demographic and Health Survey 2017 [Dataset]. PHIR71FL.DTA. Quezon City, Philippines: PSA and ICF [Producers]. ICF [Distributor], 2018.
<b>Thailand</b>			
1975	World Fertility Survey	1	Institute of Population Studies and National Statistical Office. 1977. The Survey of Fertility in Thailand 1975 [Dataset]. Thsr03.dat, thsr03.dct. Bangkok, 1977. UNICEF MICS [Distributor], 1977.
<b>Timore-Leste</b>			
2009	Standard DHS		National Statistics Directorate - NSD/Timor-Leste, Ministry of Finance/Timor-Leste, and ICF Macro. 2010. Timor-Leste Demographic and Health Survey 2009-10 [Dataset]. TLIR61FL.DTA. Dili, Timor-Leste: NSD/Timor-Leste and ICF Macro [Producers]. ICF [Distributor], 2010.
2016	Standard DHS		General Directorate of Statistics, Ministry of Finance/Timor Leste, and ICF. 2018. Timor-Leste Demographic and Health Survey 2016 [Dataset]. TLIR71FL.DTA. Dili, Timor-Leste: GDS and ICF [Producers]. ICF [Distributor], 2018.
<b>Viet Nam</b>			
1997	Standard DHS	1	National Committee for Population and Family Planning/Viet Nam. 1999. Viet Nam Demographic and Health Survey 1997 [Dataset]. VNIR31FL.DTA, VNHR31FL.DTA. Ha Noi, Viet Nam [Producers]. ICF [Distributor], 1999.
2002	Standard DHS	1	Committee for Population, Family and Children/Viet Nam and ORC Macro. 2003. Viet Nam Demographic and Health Survey 2002 [Dataset]. VNIR41FL.DTA, VNHR41FL.DTA. Calverton, Maryland, USA: Committee for Population, Family and Children/Viet Nam, and ORC Macro [Producers]. ICF [Distributor], 2003.
2013	MICS5		General Statistics Office and UNICEF, 2015. Viet Nam Multiple Indicator Cluster Survey 2014 [Dataset]. Wm.sav, bh.sav. Ha Noi, Viet Nam. UNICEF MICS [Distributor].
<b>Europe, middle-income countries</b>			
<b>Albania</b>			
2008	Standard DHS		Institute of Statistics at the Institute of Public Health/Albania and ICF Macro. 2010. Albania Demographic and Health Survey 2008-09 [Dataset]. ALIR51FL.DTA. Tirana, Albania: Institute of Statistics at the Institute of Public Health/Albania and ICF Macro [Producers]. ICF [Distributor], 2010.
2017	Standard DHS		Institute of Statistics - INSTAT, Institute of Public Health - IPH, and ICF. 2018. Albania Demographic and Health Survey 2017-18 [Dataset]. ALIR71FL.DTA. Tirana, Albania: INSTAT, IPH, and ICF [Producers]. ICF [Distributor], 2018.
<b>Bulgaria</b>			
1997	Fertility and Family Survey		United Nations Economic Commission for Europe (UNECE). 1997. Fertility and Family Survey Bulgaria 1997 [Dataset]. BULGARIA.SPS, BULGARIA.DAT. Generations and Gender Programme Survey [Distributor].
2004 & 2007	GGG Wave 1 & 2		Gauthier, A. H. et al. (2018). Gender and Generations Programme Survey Waves 1 and 2 [Bulgaria] 2004 & 2007. DOIs: 10.17026/dans-z5z-xn8g, 10.17026/dans-xm6-a262



Survey Year	Survey Name	Birth histories for ever-married women only	Data reference
<b>Moldova</b>			
2005	Standard DHS		National Scientific and Applied Center for Preventive Medicine - NCPM/Moldova and ORC Macro. 2006. Moldova Demographic and Health Survey 2005 [Dataset]. MBIR53FL.DTA. Calverton, Maryland, USA: National Scientific and Applied Center for Preventive Medicine of the Ministry of Health and Social Protection and ORC Macro [Producers]. ICF [Distributor], 2006.
2012	MICS4		National Centre of Public Health of the Ministry of Health of the Republic of Moldova, United Nations Children's Fund (UNICEF), 2014. 2012 Republic of Moldova Multiple Indicator Cluster Survey [Dataset]. Wm.sav, bh.sav. Chisinau, Republic of Moldova. UNICEF MICS [Distributor].
<b>North Macedonia</b>			
2018	MICS6		State Statistical Office and UNICEF. 2020. 2018-2019 North Macedonia Multiple Indicator Cluster Survey [Dataset]. Wm.sav, bh.sav. Skopje, North Macedonia: State Statistical Office and UNICEF [Producers]. UNICEF MICS [Distributor].
<b>Romania</b>			
2005	GGs Wave 1		Gauthier, A. H. et al. (2018). Gender and Generations Programme Survey Wave 1 [Romania] 2005. DOIs: 10.17026/dans-z5z-xn8g, 10.17026/dans-xm6-a262
<b>Russian Federation</b>			
2004 & 2007	GGs Wave 1 & 2		Gauthier, A. H. et al. (2018). Gender and Generations Programme Survey Waves 1 and 2 [Russian Federation] 2004 & 2007. DOIs: 10.17026/dans-z5z-xn8g, 10.17026/dans-xm6-a262
<b>Ukraine</b>			
2007	Standard DHS		Ukrainian Center for Social Reforms - UCSR, State Statistical Committee - SSC/Ukraine, Ministry of Health - MOH/Ukraine, and Macro International. 2008. Ukraine Demographic and Health Survey 2007 [Dataset]. UAIR51FL.DTA. Calverton, Maryland, USA: UCSR and Macro International [Producers]. ICF [Distributor], 2008.
<b>Latin America and the Caribbean</b>			
<b>Belize</b>			
1991	Family Health Survey		Belize Central Statistical Office, Belize Family Life Association, Division of Reproductive Health, Centers for Disease Control and Prevention (CDC), Ministry of Health (Belize). 1991. Belize Family Health Survey 1991 [Dataset]. bz91f_creadas.dta. Atlanta, United States of America: Centers for Disease Control and Prevention (CDC).
2015	MICS5		Statistical Institute of Belize and UNICEF Belize. 2017. Belize Multiple Indicator Cluster Survey, 2015-2016 [Dataset]. Wm.sav, bh.sav. Belmopan, Belize: Statistical Institute of Belize and UNICEF Belize [Producers]. UNICEF MICS [Distributor].
<b>Bolivia</b>			
1989	Standard DHS		Instituto Nacional de Estadística/Bolivia and Institute for Resource Development/Macro Systems. 1990. Bolivia Encuesta Nacional de Demografía y Salud 1989 [Dataset]. BOIRO1FL.DTA. Columbia, Maryland, USA: Instituto Nacional de Estadística/Bolivia and Institute for Resource Development/Macro Systems [Producers]. ICF [Distributor], 1990.
1994	Standard DHS		Gutiérrez, Mario, Luis H. Ochoa, and Han Raggars. 1994. Bolivia Encuesta Nacional de Demografía y Salud 1994 [Dataset]. BOIR31FL.DTA. Calverton, Maryland, USA: Instituto Nacional de Estadística/Bolivia and Macro International [Producers]. ICF [Distributor], 1994.

Survey Year	Survey Name	Birth histories for ever-married women only	Data reference
1998	Standard DHS		Sardán, Mario Gutiérrez, Luis H. Ochoa, and Antonio Gómez Vargas. 1998. Bolivia Encuesta Nacional de Demografía y Salud 1998 [Dataset]. BOIR3BFL.DTA. Calverton, Maryland, USA: Instituto Nacional de Estadística - INE/Bolivia and Macro International [Producers]. ICF [Distributor], 1998.
2003	Standard DHS		Sardán, Mario Gutiérrez, Luis Hernando Ochoa, and Walter Castillo Guerra. 2004. Bolivia Encuesta Nacional de Demografía y Salud 2003 [Dataset]. BOIR41FL.DTA. Calverton, Maryland, USA: Instituto Nacional de Estadística - INE/Bolivia and ORC Macro [Producers]. ICF [Distributor], 2004.
2008	Standard DHS		Coa, Ramiro and Luis H. Ochoa. 2009. Bolivia Encuesta Nacional de Demografía y Salud 2008 [Dataset]. BOIR51FL.DTA. Calverton, Maryland, USA: Ministerio de Salud y Deportes and Macro International [Producers]. ICF [Distributor], 2009.
2016	National demographic survey		Instituto Nacional de Estadística, Ministerio de Salud Bolivia. 2016. Encuesta de Demografía y Salud EDSA 2016 [Dataset]. EDSA16_MUJER_HISTORIA_NACIMIENTOS.sav, EDSA16_HOGAR.sav. Instituto Nacional de Estadística Bolivia [Distributor].
<b>Brazil</b>			
1986	Standard DHS		Arruda, Jose Maria, Naomi Rutenberg, Leo Morris, Elisabeth Anhel Ferraz, and Sociedade Civil Bem-Estar Familiar no Brasil - BEMFAM. 1987. Pesquisa Nacional Sobre Saúde Materno-Infantil Planejamento Familiar Brasil 1986 [Dataset]. BRIR01FL.DTA. Rio de Janeiro, Brasil: Sociedade Civil Bem-Estar Familiar no Brasil - BEMFAM and Institute for Resource Development/Macro Systems [Producers]. ICF [Distributor], 1987.
1996	Standard DHS		Sociedade Civil Bem-Estar Familiar no Brasil - BEMFAM and Macro International. 1997. Brasil Pesquisa Nacional Sobre Demografia e Saúde 1996 [Dataset]. BRIR31FL.DTA. Calverton, Maryland, USA: Sociedade Civil Bem-Estar Familiar no Brasil - BEMFAM - and Macro International [Producers]. ICF [Distributor], 1997.
2006	National demographic survey		Ministério de Saúde. 2006. Pesquisa Nacional de Demografia e Saúde da Criança e da Mulher [Dataset]. PNDS2006_BR_FILHOS.sav, PNDS2006_BR_DOM_PESS.sav.
<b>Colombia</b>			
1976	World Fertility Survey		Corporación Centro Regional de Población 1977. Encuesta Nacional de Fecundidad Colombia, 1976 [Dataset]. Cosr02.dat, cosr02.dct. Bogotá, Colombia. World Fertility Survey [Distributor].
1986	Standard DHS		Corporación Centro Regional de Población/Colombia, Ministerio de Salud de Colombia, and Institute for Resource Development/Westinghouse. 1988. Colombia Encuesta de Prevalencia Demografía y Salud 1986 [Dataset]. COIR01FL.DTA. Bogotá, Colombia: Corporación Centro Regional de Población/Colombia [Producers]. ICF [Distributor], 1988.
1990	Standard DHS		Profamilia/Colombia and Institute for Resource Development/Macro International. 1991. Colombia Encuesta de Prevalencia, Demografía y Salud 1990 [Dataset]. coir22fl.DTA. Bogotá, Colombia: Profamilia/Colombia [Producers]. ICF [Distributor], 1991.
1995	Standard DHS		Profamilia/Colombia and Macro International. 1995. Colombia Encuesta Nacional de Demografía y Salud 1995 [Dataset]. COIR31FL.DTA. Bogotá, Colombia: Profamilia and Macro International [Producers]. ICF [Distributor], 1995.
2000	Standard DHS		Profamilia/Colombia. 2000. Colombia Salud Sexual y Reproductiva. Resultados Encuesta Nacional de Demografía y Salud 2000 [Dataset]. COIR41FL.DTA. Bogotá, Colombia: Profamilia/Colombia [Producers]. ICF [Distributor], 2000.
2005	Standard DHS		Ojeda, Gabriel, Myriam Ordóñez, and Luis Hernando Ochoa. 2005. Colombia Salud Sexual y Reproductiva. Resultados Encuesta Nacional de Demografía y Salud 2005 [Dataset]. COIR53FL.DTA. Bogotá, Colombia: Profamilia/Colombia [Producers]. ICF [Distributor], 2005.

Survey Year	Survey Name	Birth histories for ever-married women only	Data reference
2010	Standard DHS		Ojeda, Gabriel, Myriam Ordóñez, and Luis Hernando Ochoa. 2011. Colombia Encuesta Nacional de Demografía y Salud 2010 [Dataset]. COIR61FL.DTA. Bogotá, Colombia: Profamilia/Colombia [Producers]. ICF [Distributor], 2011.
2015	Standard DHS		Ministerio de Salud y Protección Social y Profamilia. 2017. Colombia Encuesta Nacional de Demografía y Salud 2015 [Dataset]. COIR72FL.DTA. Bogotá, Colombia: Profamilia/Colombia [Producers]. ICF [Distributor], 2017.
<b>Costa Rica</b>			
1976	World Fertility Survey		Dirección General de Estadística y Censos. 1978. Encuesta Nacional de Fecundidad, 1976 [Dataset]. Crsr01.dat, crsr01.dct. San José. World Fertility Survey [Distributor].
1992	Reproductive Health Survey		Costa Rica Social Security Institute and Division of Reproductive Health-Centers for Disease Control and Prevention (CDC). 1993. Costa Rica 1993 Reproductive Health Survey [Dataset]. cr93f_creadas.dta. Atlanta, United States: Centers for Disease Control and Prevention (CDC) [Producers]. CDC [Distributor], 1993.
<b>Dominican Republic</b>			
1975	World Fertility Survey		Consejo Nacional de Población y Familia. 1976. Encuesta Nacional de Fecundidad 1975 [Dataset]. Santo Domingo . Drs03.dat, drsr03.dct. World Fertility Survey [Distributor].
1980	World Fertility Survey		Consejo Nacional de Población y Familia. 1982. Encuesta Nacional de Fecundidad 1980 [Dataset]. Santo Domingo . drsr21.dat, drsr21.dct. World Fertility Survey [Distributor].
1986	Standard DHS		Consejo Nacional de Población y Familia/República Dominicana and Institute for Resource Development/Westinghouse. 1987. República Dominicana Encuesta Demográfica y de Salud DHS - 1986 [Dataset]. DRIR01FL.DTA. Santo Domingo, República Dominicana: Consejo Nacional de Población y Familia/República Dominicana and Institute for Resource Development/Westinghouse [Producers]. ICF [Distributor], 1987.
1991	Standard DHS		Instituto de Estudios de Población y Desarrollo - IEPD/República Dominicana, Oficina Nacional de Planificación - ONAPLAN/República Dominicana, and Institute for Resource Development - IRD/Macro International. 1991. República Dominicana Encuesta Demográfica y de Salud 1991 [Dataset]. DRIR21FL.DTA. Santo Domingo, República Dominicana: IEPD/República Dominicana, ONAPLAN/República Dominicana, and IRD/Macro International [Producers]. ICF [Distributor], 1991.
1996	Standard DHS		Centro de Estudios Sociales y Demográficos - CESDEM/República Dominicana and Macro International. 1997. República Dominicana Encuesta Demográfica y de Salud 1996 [Dataset]. DRIR32FL.DTA. Santo Domingo, República Dominicana: Centro de Estudios Sociales y Demográficos - CESDEM/República Dominicana and Macro International [Producers]. ICF [Distributor], 1997.
1999	Standard DHS		Centro de Estudios Sociales y Demográficos - CESDEM/República Dominicana, Agencia para el Desarrollo Internacional - USAID, and Macro International. 2001. República Dominicana Encuesta Experimental de Demografía y Salud 1999 [Dataset]. DRIR41FL.DTA. Santo Domingo, República Dominicana: CESDEM/República Dominicana, USAID, and Macro International [Producers]. ICF [Distributor], 2001.
2002	Standard DHS		Achécar, Maritza Molina, Nelson Ramírez, Juan José Polanco, Luis H. Ochoa, and Brígida Lerebours. 2003. República Dominicana Encuesta Demográfica y de Salud 2002 [Dataset]. DRIR4BFL.DTA. Santo Domingo, República Dominicana: Centro de Estudios Sociales y Demográficos - CESDEM/República Dominicana and ORC Macro [Producers]. ICF [Distributor], 2003.
2007	Standard DHS		Centro de Estudios Sociales y Demográficos - CESDEM/República Dominicana and Macro International. 2008. República Dominicana Encuesta Demográfica y de Salud 2007 [Dataset]. DRIR52FL.DTA. Santo Domingo, República Dominicana: CESDEM/República Dominicana and Macro International [Producers]. ICF [Distributor], 2008.

Survey Year	Survey Name	Birth histories for ever-married women only	Data reference
2013	Special DHS		Centro de Estudios Sociales y Demográficos - CESDEM/República Dominicana and ICF International. 2015. República Dominicana Encuesta Sociodemográfica y sobre VIH/SIDA en los Bateyes Estatales 2013 [Dataset]. DRIR61FL.DTA. Santo Domingo, República Dominicana: CESDEM/República Dominicana and ICF International [Producers]. ICF [Distributor], 2015.
2013	Standard DHS		Centro de Estudios Sociales y Demográficos - CESDEM/República Dominicana and ICF International. 2014. República Dominicana Encuesta Demográfica y de Salud 2013 [Dataset]. DRIR6AFL.DTA. Santo Domingo, República Dominicana: CESDEM/República Dominicana and ICF International [Producers]. ICF [Distributor], 2013.
2014	MICS5		Oficina Nacional de Estadística y UNICEF, 2016. Encuesta Nacional de Hogares de Propósitos Múltiples - Encuesta de Indicadores Múltiples por Conglomerados 2014 [Dataset]. Wm.sav, bh.sav. Santo Domingo, República Dominicana: Oficina Nacional de Estadística [Producers]. UNICEF MICS [Distributor].
<b>Ecuador</b>			
1979	World Fertility Survey		Instituto Nacional de Estadística y Censos. 1984. Encuesta Nacional de Fecundidad Ecuador 1979 [Dataset]. Ecsr03.dat, ecsr03.dct. World Fertility Survey [Distributor].
1987	Standard DHS		Centro de Estudios de Población y Paternidad Responsable/Ecuador and Institute for Resource Development/Westinghouse. 1988. Ecuador Encuesta Demográfica y de Salud Familiar 1987 [Dataset]. ECIR01FL.DTA. Quito, Ecuador: Centro de Estudios de Población y Paternidad Responsable/Ecuador and Institute for Resource Development/Westinghouse [Producers]. ICF [Distributor], 1988.
<b>El Salvador</b>			
2014	MICS5		Ministerio de Salud - Instituto Nacional de Salud, DIGESTYC y UNICEF 2015. Encuesta Nacional de Salud 2014 - Encuesta de Indicadores Múltiples por Conglomerados 2014 [Dataset]. wm.sav, bh.sav. San Salvador, El Salvador: Ministerio de Salud e Instituto Nacional de Salud [Producers]. UNICEF MICS [Distributor].
<b>Guatemala</b>			
1987	Standard DHS		Ministerio de Salud Pública y Asistencia Social/Guatemala, Instituto de Nutrición de Centro América y Panamá - INCAP/Guatemala, and Institute for Resource Development/Westinghouse. 1989. Guatemala Encuesta Nacional de Salud Materno Infantil 1987 [Dataset]. GUIR01FL.DTA. Columbia, Maryland, USA: Ministerio de Salud Pública y Asistencia Social/Guatemala, Instituto de Nutrición de Centro América y Panamá - INCAP/Guatemala and Institute for Resource Development/Westinghouse [Producers]. ICF [Distributor], 1989.
1995	Standard DHS		Instituto Nacional de Estadística - INE/Guatemala and Macro International. 1996. Guatemala Encuesta Nacional de Salud Materno Infantil 1995 [Dataset]. GUIR34FL.DTA. Calverton, Maryland, USA: Instituto Nacional de Estadística - INE/Guatemala and Macro International [Producers]. ICF [Distributor], 1996.
1998	Interim DHS		Instituto Nacional de Estadística - INE/Guatemala and Macro International. 1999. Guatemala Encuesta Nacional de Salud Materno Infantil 1998-1999 [Dataset]. GUIR41FL.DTA. Calverton, Maryland, USA: Instituto Nacional de Estadística - INE/Guatemala and Macro International [Producers]. ICF [Distributor], 1999.
2002	Reproductive Health Survey		Guatemala Ministry of Health and Social Assistance, University of Valle, Division of Reproductive Health-Centers for Disease Control and Prevention (CDC). 2003. Guatemala Reproductive Health Survey 2002 [Dataset]. gt02f_creadas.dta, gt02f_hijos.dta. Atlanta, United States: Centers for Disease Control and Prevention (CDC) [Distributor].

Survey Year	Survey Name	Birth histories for ever-married women only	Data reference
2014	Standard DHS		Ministerio de Salud Pública y Asistencia Social - MSPAS/Guatemala, Instituto Nacional de Estadística - INE/Guatemala, Secretaría de Planificación y Programación de la Presidencia - Segeplán/Guatemala, and ICF International. 2017 [Dataset]. GUIR71FL.DTA. Encuesta nacional de salud materno infantil 2014-2015: informe final. Rockville, Maryland, USA: MSPAS, INE, Segeplán and ICF International [Producers]. ICF [Distributor], 2017.
<b>Guyana</b>			
1975	World Fertility Survey		Ministry of Economic Development. 1979. Guyana Fertility Survey 1975 [Dataset]. Gysr03.dat, gysr03.dtc. Georgetown. World Fertility Survey [Distributor].
2005	Standard AIS		Ministry of Health/Guyana, Guyana Responsible Parenthood Association, and ORC Macro. 2006. Guyana HIV/AIDS Indicator Survey 2005 [Dataset]. GYIR51FL.DTA. Calverton, Maryland, USA: Ministry of Health/Guyana, Guyana Responsible Parenthood Association, and ORC Macro [Producers]. ICF [Distributor], 2006.
2009	Standard DHS		Ministry of Health - MOH/Guyana, Bureau of Statistics - BOS/Guyana, and ICF Macro. 2010. Guyana Demographic and Health Survey 2009 [Dataset]. GYIR51FL.DTA. Georgetown, Guyana: MOH/Guyana, BOS/Guyana, and ICF Macro [Producers]. ICF [Distributor], 2010.
2014	MICS5		Bureau of Statistics, Ministry of Public Health and UNICEF. 2015. Guyana Multiple Indicator Cluster Survey 2014 [Dataset]. Wm.sav, bh.sav. Georgetown, Guyana: Bureau of Statistics, Ministry of Public Health and UNICEF [Producers]. UNICEF MICS [Distributor].
2019	MICS6		Bureau of Statistics, Ministry of Public Health and UNICEF. 2020. Guyana Multiple Indicator Cluster Survey 2019 [Dataset]. Wm.sav, bh.sav. Georgetown, Guyana: Bureau of Statistics, Ministry of Public Health and UNICEF [Producers]. UNICEF MICS [Distributor].
<b>Haiti</b>			
1977	World Fertility Survey		Institut Haïtien de Statistique et d'Informatique. 1981. Enquête Haïtienne sur la Fécondité (1977) [Dataset]. Htsr02.dat, htsr02.dtc. Port-au-Prince. World Fertility Survey [Distributor].
1994	Standard DHS		Cayemittes, Michel, Antonio Rival, Bernard Barrère, Gérald Lerebours, and Michaèle Amédée Gédéon. 1995. Haïti Enquête Mortalité, Morbidité et Utilisation des Services (EMMUS-II) 1994/95 [Dataset]. HTIR31FL.DTA. Calverton, Maryland, USA: Institut Haïtien de l'Enfance and Macro International [Producers]. ICF [Distributor], 1995.
2000	Standard DHS		Cayemittes, Michel, Marie Florence Placide, Bernard Barrère, Soumaïla Mariko, and Blaise Sévère. 2001. Haïti Enquête Mortalité, Morbidité et Utilisation des Services 2000 [Dataset]. HTIR42FL.DTA. Calverton, Maryland, USA: Ministère de la Santé Publique et de la Population/Haïti, Institut Haïtien de l'Enfance and ORC Macro [Producers]. ICF [Distributor], 2001.
2005	Standard AIS		Cayemittes, Michel, Marie Florence Placide, Soumaïla Mariko, Bernard Barrère, and Blaise Sévère. 2007. Haïti Enquête Mortalité, Morbidité et Utilisation des Services 2005-2006 [Dataset]. HTIR52FL.DTA. Calverton, Maryland, USA: Institut Haïtien de l'Enfance and Macro International [Producers]. ICF [Distributor], 2007.
2012	Standard DHS		Cayemittes, Michel, Michelle Fatuma Busangu, Jean de Dieu Bizimana, Bernard Barrère, and Blaise Sévère. 2013. Haïti Enquête Mortalité, Morbidité et Utilisation des Services 2012 [Dataset]. HTIR61FL.DTA. Calverton, Maryland, USA: Ministère de la Santé Publique et de la Population - MSPP/Haïti, l'Institut Haïtien de l'Enfance - IHE and ICF International [Producers]. ICF [Distributor], 2013.
2016	Standard DHS		Institut Haïtien de l'Enfance - IHE/Haïti and ICF. 2018. Haïti Enquête Mortalité, Morbidité et Utilisation des Services 2016-2017 - EMMUS-VI [Dataset]. HTIR71FL.DTA. Pétiion-Ville/Haïti: IHE/Haïti, ICF [Producers]. ICF [Distributor], 2018.

Survey Year	Survey Name	Birth histories for ever-married women only	Data reference
<b>Honduras</b>			
2005	Standard DHS		Secretaría de Salud - SS/Honduras, Instituto Nacional de Estadística - INE/Honduras, and Macro International. 2006. Honduras Encuesta Nacional de Demografía y Salud 2005-2006 [Dataset]. HNIR52FL.DTA. Tegucigalpa, Honduras: SS, INE and Macro [Producers]. ICF [Distributor], 2006.
2011	Standard DHS		Secretaría de Salud - SS/Honduras, Instituto Nacional de Estadística - INE/Honduras, and ICF International. 2013. Honduras Encuesta Nacional de Salud y Demografía 2011-2012 [Dataset]. HNIR62FL.DTA. Tegucigalpa, Honduras: SS, INE and ICF International [Producers]. ICF [Distributor], 2013.
<b>Jamaica</b>			
1975	World Fertility Survey		Department of Statistics. 1979. Jamaica Fertility Survey 1975/76 [Dataset]. Jmsr03.dat, jmsr03.dtc. Kingston. World Fertility Survey [Distributor].
<b>Mexico</b>			
1976	World Fertility Survey		Dirección General de Estadística. 1979. Encuesta Mexicana de Fecundidad [Dataset]. Mxsr02.dat, mxsr02.dtc. Mexico City. World Fertility Survey [Distributor].
1987	Standard DHS		Secretaría de Salud Subsecretaría de Servicios de Salud Dirección General de Planificación Familiar/Mexico and Institute for Resource Development/Macro Systems. 1989. Mexico Encuesta Nacional sobre Fecundidad y Salud 1987 [Dataset]. MXIR01FL.DTA. Mexico City, Mexico: Secretaría de Salud Subsecretaría de Servicios de Salud Dirección General de Planificación Familiar/Mexico y Institute for Resource Development/Macro Systems [Producers]. ICF [Distributor], 1989.
1997	National demographic survey		Instituto Nacional de Estadística y Geografía [México]. 1997. Encuesta Nacional de la Dinámica Demográfica (ENADID) 1997 [Dataset]. E97CMU.DBF, E97VHO.DBF, E97HEM.DBF. <a href="http://en.www.inegi.org.mx/programas/enadid/1997/">http://en.www.inegi.org.mx/programas/enadid/1997/</a>
2009	National demographic survey		Instituto Nacional de Estadística y Geografía [México]. 2009. Encuesta Nacional de la Dinámica Demográfica (ENADID) 2009 [Dataset]. tr_cmu.dbf, tr_fec_hemb.dbf. <a href="http://en.www.inegi.org.mx/programas/enadid/2009/">http://en.www.inegi.org.mx/programas/enadid/2009/</a>
2014	National demographic survey		Instituto Nacional de Estadística y Geografía [México]. 2014. Encuesta Nacional de la Dinámica Demográfica (ENADID) 2014 [Dataset]. TMMujer1.dbf, TFec_Hemb.dbf. <a href="http://en.www.inegi.org.mx/programas/enadid/2014/">http://en.www.inegi.org.mx/programas/enadid/2014/</a>
2018	National demographic survey		Instituto Nacional de Estadística y Geografía [México]. 2018. Encuesta Nacional de la Dinámica Demográfica (ENADID) 2018 [Dataset]. TMujer1.dbf, TFecHisEmb.dbf. <a href="http://en.www.inegi.org.mx/programas/enadid/2018/">http://en.www.inegi.org.mx/programas/enadid/2018/</a>
<b>Nicaragua</b>			
1998	Standard DHS		Instituto Nacional de Estadísticas y Censos - INEC/Nicaragua and Macro International. 1999. Nicaragua Encuesta Nicaragüense de Demografía y Salud 1998 [Dataset]. NCIR31FL.DTA. Calverton, Maryland, USA: Instituto Nacional de Estadísticas y Censos - INEC/Nicaragua and Macro International [Producers]. ICF [Distributor], 1999.
2001	Standard DHS		Instituto Nacional de Estadísticas y Censos - INEC/Nicaragua and ORC Macro. 2002. Nicaragua Encuesta Nicaragüense de Demografía y Salud 2001 [Dataset]. NCIR41FL.DTA. Calverton, Maryland, USA: Instituto Nacional de Estadísticas y Censos - INEC/Nicaragua and ORC Macro [Producers]. ICF [Distributor], 2002.

Survey Year	Survey Name	Birth histories for ever-married women only	Data reference
<b>Panama</b>			
1975	World Fertility Survey		Ministerio de Salud. 1978. Encuesta de Fecundidad, 1977 [Dataset]. Pasr02.dat, pasr02.dtc. Panama City. World Fertility Survey [Distributor].
<b>Paraguay</b>			
1979	World Fertility Survey		Dirección General de Estadística y Censos. 1981. Encuesta Nacional de Fecundidad 1979 [Dataset]. Pysr03.dat, pysr03.dtc. Asunción. World Fertility Survey [Distributor].
1990	Standard DHS		Centro Paraguayo de Estudios de Población/Paraguay and Institute for Resource Development - IRD/Macro Systems. 1991. Paraguay Encuesta Nacional de Demografía y Salud 1990 [Dataset]. PYIR21FL.DTA. Columbia, Maryland, USA: Centro Paraguayo de Estudios de Población/Paraguay and IRD/Macro Systems [Producers]. ICF [Distributor], 1991.
2016	MICS5		Dirección General de Estadística, Encuestas y Censos (DGEEC). 2016. Encuesta de Indicadores Múltiples por Conglomerados MICS Paraguay 2016 [Dataset]. wm.sav, bh.sav. Ministerio de Salud Pública y Bienestar Social (MSPBS), Fondo de las Naciones Unidas para la Infancia (UNICEF), Banco Interamericano de Desarrollo (BID), Ente Regulador de Servicios Sanitarios (ERSSAN) [Producers]. ICF [Distributor], 2016.
<b>Peru</b>			
1977	World Fertility Survey	1	Dirección General de Censos. 1979. Encuestas y Demografía, Encuesta Nacional de Fecundidad del Perú, 1977-78 [Dataset]. Pesr02.dat, pesr02.dtc. Lima. World Fertility Survey [Distributor].
1986	Standard DHS		Instituto Nacional de Estadística e Informática - INEI/Perú. 1988. Perú Encuesta Demográfica y de Salud Familiar - ENDES 1986 [Dataset]. PEIR01FL.DTA. Lima, Perú: INEI/Perú [Producers]. ICF [Distributor], 1988.
1991	Standard DHS		Instituto Nacional de Estadística e Informática - INEI/Perú, Asociación Benéfica PRISMA/Perú, and Macro International. 1992. Perú Encuesta Demográfica y de Salud Familiar 1991/1992 [Dataset]. PEIR21FL.DTA. Lima, Perú: INEI/Peru, Asociación Benéfica PRISMA/Peru, and Macro International [Producers]. ICF [Distributor], 1992.
1996	Standard DHS		Instituto Nacional de Estadística e Informática - INEI/Perú and ORC Macro. 1997. Perú Encuesta Demográfica y de Salud Familiar 1996 [Dataset]. PEIR31FL.DTA. Lima, Perú: INEI/Perú and ORC Macro [Producers]. ICF [Distributor], 1997.
2000	Standard DHS		Instituto Nacional de Estadística e Informática - INEI/Perú and Macro International. 2001. Perú Encuesta Demográfica y de Salud Familiar 2000 [Dataset]. PEIR41FL.DTA. Lima, Perú: INEI/Perú and Macro International [Producers]. ICF [Distributor], 2001.
2004	Continuous DHS		Instituto Nacional de Estadística e Informática - INEI/Perú and ORC Macro. 2007. Peru Encuesta Demográfica y de Salud Familiar - ENDES Continua 2004-2006 [Dataset]. PEIR51FL.DTA. Lima, Perú: INEI/Perú and ORC Macro [Producers]. ICF [Distributor], 2007.
2009	Continuous DHS		Instituto Nacional de Estadística e Informática - INEI/Perú and ORC Macro. 2010. Perú Encuesta Demográfica y de Salud Familiar - ENDES Continua 2009 [Dataset]. PEIR51FL.DTA. Lima, Perú: INEI/Perú and ORC Macro [Producers]. ICF [Distributor], 2010.
2010	Continuous DHS		Instituto Nacional de Estadística e Informática - INEI/Perú and ORC Macro. 2011. Perú Encuesta Demográfica y de Salud Familiar - ENDES Continua 2010 [Dataset]. PEIR61FL.DTA. Lima, Perú: INEI/Perú and ORC Macro [Producers]. ICF [Distributor], 2011.
2011	Continuous DHS		Instituto Nacional de Estadística e Informática - INEI/Perú. 2012. Perú Encuesta Demográfica y de Salud Familiar - ENDES 2011 [Dataset]. PEIR6AFL.DTA. Lima, Perú: INEI/Perú [Producers]. ICF [Distributor], 2012.
2012	Continuous DHS		Instituto Nacional de Estadística e Informática - INEI/Perú. 2013. Perú Encuesta Demográfica y de Salud Familiar - ENDES 2012 [Dataset]. PEIR61FL.DTA. Lima, Perú: INEI/Perú [Producers]. ICF [Distributor], 2013.

Survey Year	Survey Name	Birth histories for ever-married women only	Data reference
<b>Suriname</b>			
2018	MICS6		Ministry of Social Affairs and Public Housing. 2019. Suriname Multiple Indicator Cluster Survey 2018 [Dataset]. Wm.sav, bh.sav. Paramaribo, Suriname: Ministry of Social Affairs and Public Housing and UNICEF [Producers]. UNICEF MICS [Distributor].
<b>Venezuela</b>			
1977	World Fertility Survey		Oficina Central de Estadística e Informática. 1980/82. Venezuela: Informe Final de la Encuesta de Fecundidad, 1977 [Dataset]. Vestr01.dat, vestr01.dtc. Caracas. World Fertility Survey [Distributor].
<b>Northern Africa and Western Asia</b>			
<b>Algeria</b>			
2012	MICS4		Ministère de la Santé, de la Population et de la Réforme Hospitalière, Fonds des Nations Unies pour l'enfance (UNICEF), Fonds des Nations Unies pour la Population (UNFPA). Multiple Indicator Cluster Survey (MICS) 2012-2013 [Dataset]. Wm.sav, bh.sav. UNICEF MICS [Distributor].
2018	MICS6		Direction de la Population du Ministère de la Santé de la Population, la Réforme Hospitalière dans le cadre du programme mondial des enquêtes MICS, UNICEF, UNFPA. 2019. Multiple Indicator Cluster Survey (MICS) 2018 [Dataset]. wm.sav, bh.sav. UNICEF MICS [Distributor], 2019.
<b>Armenia</b>			
2000	Standard DHS		National Statistical Service/Armenia, Ministry of Health/Armenia, and ORC Macro. 2001. Armenia Demographic and Health Survey 2000 [Dataset]. AMIR42FL.DTA. Calverton, Maryland, USA: National Statistical Service/Armenia Ministry of Health/Armenia and ORC Macro [Producers]. ICF [Distributor], 2001.
2005	Standard DHS		National Statistical Service/Armenia, Ministry of Health/Armenia, and ORC Macro. 2006. Armenia Demographic and Health Survey 2005 [Dataset]. AMIR54FL.DTA. Calverton, Maryland, USA: National Statistical Service/Armenia, Ministry of Health/Armenia, and ORC Macro [Producers]. ICF [Distributor], 2006.
2010	Standard DHS		National Statistical Service/Armenia, Ministry of Health/Armenia, and ICF International. 2012. Armenia Demographic and Health Survey 2010 [Dataset]. AMIR61FL.DTA. Calverton, Maryland, USA: National Statistical Service/Armenia, Ministry of Health/Armenia, and ICF International [Producers]. ICF [Distributor], 2012.
2015	Standard DHS		National Statistical Service - NSS/Armenia, Ministry of Health - MOH/Armenia, and ICF. 2017. Armenia Demographic and Health Survey 2015-16 [Dataset]. AMIR72FL.DTA. Yerevan, Armenia: NSS, MOH, and ICF [Producers]. ICF [Distributor], 2017.
<b>Azerbaijan</b>			
2006	Standard DHS		State Statistical Committee/Azerbaijan and Macro International. 2008. Azerbaijan Demographic and Health Survey 2006 [Dataset]. AZIR52FL.DTA. Calverton, Maryland, USA: State Statistical Committee/Azerbaijan and Macro International [Producers]. ICF [Distributor], 2008.
<b>Egypt</b>			
1980	World Fertility Survey	1	CAPMAS, 1983. The Egyptian Fertility Survey 1980 [Dataset]. Egsr03.dat, egsr03.dct, eghm01.dat, eghm01.dct. Cairo. World Fertility Survey [Distributor].



Survey Year	Survey Name	Birth histories for ever-married women only	Data reference
1992	Standard DHS	1	El-Zanaty, Fatma H., Hussein A.A. Sayed, Hassan H.M. Zaky, and Ann A. Way. 1993. Egypt Demographic and Health Survey 1992 [Dataset]. EGIR21FL.DTA, EGHR21FL.DTA. National Population Council/Egypt and Macro International [Producers]. ICF [Distributor], 1993.
1995	Standard DHS	1	El-Zanaty, Fatma, Enas M. Hussein, Gihan A. Shawky, Ann A. Way, and Sunita Kishor. 1996. Egypt Demographic and Health Survey 1995 [Dataset]. EGIR33FL.DTA, EGHR33FL.DTA. Calverton, Maryland, USA: National Population Council/Egypt and Macro International [Producers]. ICF [Distributor], 1996.
2000	Standard DHS	1	El-Zanaty, Fatma and Ann A. Way. 2001. Egypt Demographic and Health Survey 2000 [Dataset]. EGIR42FL.DTA, EGHR42FL.DTA. Calverton, Maryland, USA: Ministry of Health and Population/Egypt, National Population Council/Egypt, and ORC Macro [Producers]. ICF [Distributor], 2001.
2003	Interim DHS	1	El-Zanaty, Fatma and Ann Way. 2004. Egypt Interim Demographic and Health Survey 2003 [Dataset]. EGIR4AFL.DTA, EGHR4AFL.DTA. Cairo, Egypt: Ministry of Health and Population/Egypt, National Population Council/Egypt, El-Zanaty and Associates/Egypt, and ORC Macro [Producers]. ICF [Distributor], 2004.
2005	Standard DHS	1	El-Zanaty, Fatma and Ann Way. 2006. Egypt Demographic and Health Survey 2005 [Dataset]. EGIR51FL.DTA, EGHR51FL.DTA. Cairo, Egypt: Ministry of Health and Population/Egypt, National Population Council/Egypt, El-Zanaty and Associates/Egypt, and ORC Macro [Producers]. ICF [Distributors], 2006.
2008	Standard DHS	1	El-Zanaty, Fatma and Ann Way. 2009. Egypt Demographic and Health Survey 2008 [Dataset]. EGIR5AFL.DTA, EGHR5AFL.DTA. Cairo, Egypt: Ministry of Health/Egypt, El-Zanaty and Associates/Egypt, and Macro International [Producers]. ICF [Distributor], 2009.
2014	Standard DHS	1	Ministry of Health and Population/Egypt, El-Zanaty and Associates/Egypt, and ICF International. 2015. Egypt Demographic and Health Survey 2014 [Dataset]. EGIR61FL.DTA, EGHR61FL.DTA. Cairo, Egypt: Ministry of Health and Population and ICF International [Producers]. ICF [Distributor], 2015.
<b>Georgia, Republic of</b>			
2006 & 2009	GGs Wave 1 & 2		Gauthier, A. H. et al. (2018). Gender and Generations Programme Survey Waves 1 and 2 [Republic of Georgia] 2006 & 2009. DOIs: 10.17026/dans-z5z-xn8g, 10.17026/dans-xm6-a262
<b>Iraq</b>			
2006	MICS3		Central Organization for Statistics & Information Technology and Kurdistan Regional Statistics Office. 2007. Iraq Multiple Indicator Cluster Survey 2006 [Dataset]. Wm.sav, bh.sav. Iraq. UNICEF MICS [Distributor].
2011	MICS4		The Central Statistics Organization and the Kurdistan Regional Statistics Office. 2012. Iraq Multiple Indicator Cluster Survey 2011 [Dataset]. Wm.sav, bh.sav. Baghdad, Iraq: The Central Statistics Organization and the Kurdistan Regional Statistics Office [Producer]. UNICEF MICS [Distributor], 2012.
2018	MICS6		Central Statistical Organization (CSO), Kurdistan Region Statistical Office (KRSO), Ministry of Health. 2019. The Iraq Multiple Indicator Cluster Survey (MICS) 2018 [Dataset]. Wm.sav, bh.sav. UNICEF MICS [Distributor], 2019.
<b>Jordan</b>			
1990	Standard DHS	1	Abdel Aziz Zou'bi, Abdallah, Sri Poedjastoeti, and Mohamed Ayad. 1992. Jordan Population and Family Health Survey 1990 [Dataset]. JOIR21FL.DTA, JOHR21FL.DTA. Columbia, Maryland, USA: Department of Statistics/Jordan, Ministry of Health/Jordan, and IRD/Macro International [Producers]. ICF [Distributor], 1992.

Survey Year	Survey Name	Birth histories for ever-married women only	Data reference
1997	Standard DHS	1	Department of Statistics - DOS/Jordan and Macro International. 1998. Jordan Population and Family Health Survey 1997 [Dataset]. JOIR31FL.DTA, JOHR31FL.DTA. Calverton, Maryland, USA: DOS and Macro International [Producers]. ICF [Distributor], 1998.
2002	Standard DHS	1	Department of Statistics/Jordan and ORC Macro. 2003. Jordan Population and Family Health Survey 2002 [Dataset]. JOIR42FL.DTA, JOHR42FL.DTA. Calverton, Maryland, USA: Department of Statistics/Jordan and ORC Macro [Producers]. ICF [Distributor], 2003.
2007	Standard DHS	1	Department of Statistics/Jordan and Macro International. 2008. Jordan Population and Family Health Survey 2007 [Dataset]. JOIR51FL.DTA, JOHR51FL.DTA. Calverton, Maryland, USA: Department of Statistics/Jordan and Macro International [Producers]. ICF [Distributor], 2008.
2009	Interim DHS	1	Department of Statistics/Jordan and ICF Macro. 2010. Jordan Population and Family Health Survey 2009 [Dataset]. JOIR61FL.DTA, JOHR61FL.DTA. Calverton, Maryland, USA: Department of Statistics/Jordan and ICF Macro [Producers]. ICF [Distributor], 2010.
2012	Standard DHS	1	Department of Statistics/Jordan and ICF International. 2013. Jordan Population and Family Health Survey 2012 [Dataset]. JOIR6CFL.DTA, JOHR6CFL.DTA. Calverton, Maryland, USA: Department of Statistics/Jordan and ICF International [Producers]. ICF [Distributor], 2013.
2017	Standard DHS	1	Department of Statistics/Jordan and ICF. 2019. Jordan Population and Family Health Survey 2017-18 [Dataset]. JOIR73FL.DTA, JOHR73FL.DTA. Amman: Department of Statistics/Jordan and ICF [Producers]. ICF [Distributor], 2019.
<b>Morocco</b>			
1980	World Fertility Survey		Ministère de la Santé Publique, 1984. Enquête sur la Fécondité et de la Planification Familiale au Maroc 1979-80 [Dataset]. Masr01.dat, masr01.dct. Rabat. World Fertility Survey [Distributor].
1992	Standard DHS		Azelmat, Mustapha, Mohamed Ayad, and El Arbi Housni. 1993. Maroc Enquête Nationale sur la Population et la Santé (ENPS-II) 1992 [Dataset]. MAIR21FL.DTA. Columbia, Maryland, USA: Ministère de la Santé Publique Secrétariat Général - DPSI - Service des Etudes et de l'Information Sanitaire/Maroc and Macro International [Producers]. ICF [Distributor], 1993.
2003	Standard DHS		Ministère de la Santé/Maroc, ORC Macro, and Ligue des États Arabes. 2005. Maroc Enquête sur la Population et la Santé Familiale (EPSF) 2003-2004 [Dataset]. MAIR43FL.DTA. Calverton, Maryland, USA: Ministère de la Santé/Maroc and ORC Macro [Producers]. ICF [Distributor], 2005.
<b>Palestine</b>			
2010	MICS4		Palestinian Central Bureau of Statistics 2013. Palestinian Family Survey 2010 [Dataset]. Wm.sav, bh.sav. Ramallah – State of Palestine [Producer]. UNICEF MICS [Distributor], 2013.
2014	MICS5		Palestinian Central Bureau of Statistics, 2015. Palestinian Multiple Indicator Cluster Survey 2014 [Dataset]. Wm.sav, bh.sav. Ramallah, Palestine. UNICEF MICS [Distributor].
2019	MICS6		Palestinian Central Bureau of Statistics, 2021. Palestinian Multiple Indicator Cluster Survey 2019-2020 [Dataset]. Wm.sav, bh.sav. Ramallah, Palestine. UNICEF MICS [Distributor], 2021.
<b>Sudan</b>			
1978	World Fertility Survey	1	Ministry of National Planning. 1982. The Sudan Fertility Survey 1979 [Dataset]. Sdsr05.dat, sdsr05.dct. Khartoum. UNICEF MICS [Distributor].
2010	MICS4		Federal Ministry of Health and Central Bureau of Statistics. 2012. Sudan Household and Health Survey 2010 [Dataset]. Wm.sav, bh.sav. Khartoum, Republic of Sudan: Federal Ministry of Health and Central Bureau of Statistics [Producers]. UNICEF MICS [Distributor], 2012.

Survey Year	Survey Name	Birth histories for ever-married women only	Data reference
2014	MICS5		Central Bureau of Statistics (CBS), UNICEF Sudan. 2016. Multiple Indicator Cluster Survey 2014 of Sudan [Dataset]. Wm.sav, bh.sav. Khartoum, Sudan: UNICEF and Central Bureau of Statistics (CBS) [Producers]. UNICEF MICS [Distributor], 2016.
<b>Syrian Arab Republic</b>			
1978	World Fertility Survey	1	Central Bureau of Statistics, 1982. Syria Fertility Survey 1978 [Dataset]. Sysr02.dat, sysr02.dct. Damascus. World Fertility Survey [Distributor].
<b>Tunisia</b>			
1978	World Fertility Survey	1	Office National du Planning Familial et de la Population 1983. Enquête Tunisienne sur la Fécondité 1978 [Dataset]. Tnsr03.dat, tnsr03.dct. World Fertility Survey [Distributor].
2011	MICS4		Ministère du Développement et de la Coopération Internationale, MDCI - Institut National de la Statistique et Fonds des Nations Unies pour l'Enfance, Suivi de la situation des enfants et des femmes en Tunisie 2013. Enquête par grappes à indicateurs multiples 2011-2012 [Dataset]. wm.sav, bh.sav. UNICEF MICS [Distributor].
2018	MICS6		Institut National de la Statistique et UNICEF, 2019. Enquête par grappes à indicateurs multiples (MICS), 2018 [Dataset]. Wm.sav, bh.sav. Tunisie: le Ministère du Développement de l'Investissement et de la Coopération Internationale (MDICI) [Producer]. UNICEF MICS [Distributor].
<b>Turkey</b>			
1978	World Fertility Survey	1	Hacettepe Institute of Population Studies. 1980. Turkish Fertility Survey 1978 [Dataset]. Trsr01.dat, trsr01.dct. Ankara. World Fertility Survey [Distributor].
1993	Standard DHS	1	Ministry of Health/Turkey, Hacettepe University Institute of Population Studies/Turkey, and Macro International. 1994. Turkey Demographic and Health Survey 1993 [Dataset]. TRIR31FL.DTA, TRHR31FL.DTA. Ankara, Turkey: Ministry of Health/Turkey, Hacettepe University Institute of Population Studies/Turkey, and Macro International [Producers]. ICF [Distributor], 1994.
1998	Standard DHS	1	Hacettepe University, Institute of Population Studies/Turkey and Macro International. 1999. Turkey Demographic and Health Survey 1998 [Dataset]. TRIR41FL.DTA, TRHR41FL.DTA. Ankara, Turkey: Hacettepe University, Institute of Population Studies/Turkey and Macro International [Producers]. ICF [Distributor], 1999.
2003	Standard DHS	1	Hacettepe University Institute of Population Studies/Turkey, Ministry of Health General Directorate of Mother and Child Health and Family Planning/Turkey, State Planning Organization, and European Union. 2004. Turkey Demographic and Health Survey 2003 [Dataset]. TRIR4AFL.DTA, TRHR4AFL.DTA. Ankara, Turkey: Hacettepe University Institute of Population Studies/Turkey, Ministry of Health General Directorate of Mother and Child Health and Family Planning/Turkey, State Planning Organization and European Union [Producers]. ICF [Distributor], 2004.
2008	Standard DHS	1	Hacettepe University Institute of Population Studies, Ministry of Health, General Directorate of Mother and Child Health/Family Planning, T.R. Prime Ministry, State Planning Organization, and ICF Macro. 2009. Turkey Demographic and Health Survey 2008 [Dataset]. TRIR51FL.DTA, TRHR51FL.DTA. Ankara, Turkey: Hacettepe University Institute of Population Studies/Turkey, Ministry of Health General Directorate [Producers]. ICF [Distributor], 2009.
2013	Standard DHS		Hacettepe University Institute of Population Studies, T.R. Ministry of Development, T.R. Ministry of Health, and ICF. 2014. Turkey Demographic and Health Survey 2013 [Dataset]. TRIR62FL.DTA. Ankara, Turkey: Hacettepe University Institute of Population Studies, Ministry of Health, Ministry of Development [Producers]. ICF [Distributor], 2014.

Survey Year	Survey Name	Birth histories for ever-married women only	Data reference
<b>Yemen</b>			
2006	MICS3		Ministry of Health and Population and UNICEF. 2008. Yemen Multiple Indicator Cluster Survey 2006 [Dataset]. Wm.sav, bh.sav. UNICEF MICS [Distributor].
2013	Standard DHS		Ministry of Public Health and Population - MOPHP/Yemen, Central Statistical Organization - CSO/Yemen, Pan Arab Program for Family Health - PAPFAM, and ICF International. 2015. Yemen National Health and Demographic Survey 2013 [Dataset]. YEIR61FL.DTA. Rockville, Maryland, USA: MOPHP, CSO, PAPFAM, and ICF International [Producers]. ICF [Distributor], 2015.
<b>Oceania</b>			
<b>Fiji</b>			
1974	World Fertility Survey	1	Bureau of Statistics. 1976. Fiji Fertility Survey, 1974 [Dataset]. Fjsr01.dat, fjsr01.dct. Suva, Fiji. World Fertility Survey [Distributor]
<b>Kiribati</b>			
2018	MICS6		Kiribati National Statistics Office. 2019. Kiribati Social Development Indicator Survey 2018-19 [Dataset]. Wm.sav, bh.sav. South Tarawa, Kiribati: National Statistics Office [Producer]. UNICEF MICS [Distributor].
<b>Papua New Guinea</b>			
2016	Standard DHS		National Statistical Office - NSO and ICF. 2019. Papua New Guinea Demographic and Health Survey 2016-18 [Dataset]. PGIR71FL.DTA. Port Moresby, Papua New Guinea: NSO and ICF [Producers]. ICF [Distributor], 2019.
<b>Samoa</b>			
2019	MICS6		Samoa Bureau of Statistics. 2021. Samoa Demographic and Health -- Multiple Indicator Cluster Survey 2019-2020 [Dataset]. Wm.sav, bh.sav. Apia, Samoa: Samoa Bureau of Statistics [Producers]. ICF [Distributor], 2021.
<b>Tonga</b>			
2019	MICS6		Tonga Statistics Department. 2020. Tonga Multiple Indicator Cluster Survey 2019 [Dataset]. Wm.sav, bh.sav. Nuku'alofa, Tonga: Tonga Statistics Department [Producers]. ICF [Distributor], 2020.
<b>Tuvalu</b>			
2019	MICS6		Tuvalu Central Statistics Department. 2021. Tuvalu Multiple Indicator Cluster Survey 2019-2020 [Dataset]. Wm.sav, bh.sav. Funafuti, Tuvalu: Tuvalu Central Statistics Department [Producer]. UNICEF MICS [Distributor].
<b>Sub-Saharan Africa</b>			
<b>Angola</b>			
2011	MIS DHS		Cosep Consultoria [Angola], Consaúde [Angola], and ICF International. 2012. Angola Malaria Indicator Survey 2011 [Dataset]. AOIR62FL.DTA. Calverton, Maryland, USA: Cosep Consultoria, Consaúde, and ICF International [Producers]. ICF [Distributor], 2012.
2015	Standard DHS		Instituto Nacional de Estatística - INE [Angola], Ministério da Saúde - MINSA [Angola], and ICF. 2017. Angola Inquérito de Indicadores Múltiplos e de Saúde (IIMS) 2015-2016 [Dataset]. AOIR71FL.DTA. Luanda, Angola: INE, MINSA, and ICF [Producers]. ICF [Distributor], 2017.

Survey Year	Survey Name	Birth histories for ever-married women only	Data reference
<b>Benin</b>			
1981	World Fertility Survey		Institut National de la Statistique et de l'Analyse Economique [Benin] and ICF International. 1984. Enquête sur la Fécondité au Bénin [Dataset]. Bjsr01.dat, bjsr01.dct. World Fertility Survey [Distributeur].
1996	Standard DHS		Kodjogbé, Nicalse, Gora Mboup, Justin Tossou, Léopoldine de Souza, and Timothée Gandaho. 1997. République du Bénin Enquête Démographique et de Santé 1996 [Dataset]. BJIR31FL.DTA. Calverton, Maryland, USA: Institut National de la Statistique et de l'Analyse Economique [Bénin] and Macro International [Producers]. ICF [Distributeur], 1997.
2001	Standard DHS		Institut National de la Statistique et de l'Analyse Économique - INSAE [Bénin] and ORC Macro. 2002. Enquête Démographique et de Santé au Bénin 2001 [Dataset]. BJIR41FL.DTA. Calverton, Maryland, USA: INSAE and ORC Macro [Producers]. ICF [Distributeur], 2002.
2006	Standard DHS		Institut National de la Statistique et de l'Analyse Économique (INSAE) [Bénin] and ICF International. 2007. Enquête Démographique et de Santé (EDSB-III) - Bénin 2006 [Dataset]. BJIR51FL.DTA. Calverton, Maryland, USA : Institut National de la Statistique et de l'Analyse Economique and ICF International [Producers]. ICF [Distributeur], 2007.
2011	Standard DHS		Ministère du Développement de l'Analyse Économique et de la Prospective Institut National de la Statistique et de l'Analyse Économique - INSAE/Bénin and ICF International. 2013. République du Bénin Enquête Démographique et de Santé (EDSB-IV) 2011-2012 [Dataset]. BJIR61FL.DTA. Calverton, Maryland, USA: INSAE/Bénin and ICF International [Producers]. ICF [Distributeurs].
2017	Standard DHS		Institut National de la Statistique et de l'Analyse Économique (INSAE) and ICF. 2019. République Du Bénin Ciquième Enquête Démographique et de Santé au Bénin (EDSB-V) 2017-2018 [Dataset]. BJIR71FL.DTA. Cotonou, Bénin: INSAE/Benin and ICF [Producers]. ICF [Distributeur], 2019.
<b>Botswana</b>			
1988	Standard DHS		Lesetedi, Lesetedinnyana T., Gaboratanelwe D. Mompoti, Pilate Khulumani, Gwen N. Lesetedi, and Naomi Rutenberg. 1989. Botswana Family Health Survey II 1988 [Dataset]. BTIR01FL.DTA. Columbia, Maryland, USA: Central Statistics Office [Botswana], Family Health Division of the Ministry of Health [Botswana], and Institute for Resource Development [Macro Systems] [Producers]. ICF [Distributeur], 1989.
<b>Burkina Faso</b>			
1992	Standard DHS		Konaté, Désiré Lohé, Tinga Sinaré, and Michka Seroussi. 1994. Burkina Faso Enquête Démographique et de Santé 1993 [Dataset]. BFIR21FL.DTA. Calverton, Maryland, USA: Institut National de la Statistique et de la Démographie and Macro International [Producers]. ICF [Distributeur], 1994.
1998	Standard DHS		Institut National de la Statistique et de la Démographie [Burkina Faso] and Macro International. 2000. Burkina Faso Enquête Démographique et de Santé 1998-1999 [Dataset]. BFIR31FL.DTA. Calverton, Maryland, USA: Macro International [Producer]. ICF [Distributeur], 2000.
2003	Standard DHS		Institut National de la Statistique et de la Démographie [Burkina Faso] and ORC Macro. 2004. Burkina Faso Enquête Démographique et de Santé 2003 [Dataset]. BFIR43FL.DTA. Calverton, Maryland, USA: Institut National de la Statistique et de la Démographie and ORC Macro [Producers]. ICF [Distributeur], 2004.
2010	Standard DHS		Institut National de la Statistique et de la Démographie - INSD [Burkina Faso] and ICF International. 2012. Burkina Faso Enquête Démographique et de Santé et à Indicateurs Multiples (EDSBF-MICS IV) 2010 [Dataset]. BFIR62FL.DTA. Calverton, Maryland, USA: Institut National de la Statistique et de la Démographie - INSD and ICF International [Producers]. ICF [Distributeur], 2012.

Survey Year	Survey Name	Birth histories for ever-married women only	Data reference
<b>Burundi</b>			
1987	Standard DHS		Segamba, Léonce, Vincent Ndikumasabo, Carolyn Makinson, and Mohamad Ayad. 1988. Burundi Enquête Démographique et de Santé 1987 [Dataset]. BUIR02FL.DTA. Columbia, Maryland, USA: Ministère de l'Intérieur Département de la Population [Burundi] and Institute for Resource Development [Westinghouse] [Producers]. ICF [Distributor], 1988.
2010	Standard DHS		Institut de Statistiques et d'Études Économiques du Burundi - ISTEERU, Ministère de la Santé Publique et de la Lutte contre le Sida -MSPLS - Burundi, and ICF International. 2012. Burundi Enquête Démographique et de Santé 2010 [Dataset]. BUIR61FL.DTA. Bujumbura, Burundi: ISTEERU, MSPLS, and ICF International [Producers]. ICF [Distributor], 2012.
2016	Standard DHS		Ministère à la Présidence chargé de la Bonne Gouvernance et du Plan - MPBGP, Ministère de la Santé Publique et de la Lutte contre le Sida - MSPLS, Institut de Statistiques et d'Études Économiques du Burundi - ISTEERU, and ICF. 2017. Burundi Troisième Enquête Démographique et de Santé 2016-2017 [Dataset]. BUIR71FL.DTA. Bujumbura, Burundi: MPBGP, MSPLS, ISTEERU, and ICF [Producers]. ICF [Distributor], 2017.
<b>Cameroon</b>			
1978	World Fertility Survey		Ministère de l'Economie et du Plan [Cameroon] and ICF International. 1978. Enquête National sur la Fécondité de Cameroun 1978 [Dataset]. cmsr02.dat, cmsr02.dct. World Fertility Survey [Distributor].
1991	Standard DHS		Fotso, Médard, René Ndonou, Paul Roger Libité, Martin Tsafack, and Roger Wakou. 1992. Enquête Démographique et de Santé Cameroun 1998 [Dataset]. CMIR22FL.DTA. Calverton, Maryland, USA: Bureau Central des Recensements et des Études de Population [Cameroon] and Macro International [Producers]. ICF [Distributors], 1992.
1998	Standard DHS		Fotso, Médard, René Ndonou, Paul Roger Libité, Martin Tsafack, and Roger Wakou. 1999. Enquête Démographique et de Santé Cameroun 1998 [Dataset]. CMIR31FL.DTA. Calverton, Maryland, USA: Bureau Central des Recensements et des Études de Population [Cameroon] and Macro International [Producers]. ICF [Distributor], 1999.
2004	Standard DHS		Institut National de la Statistique - INS [Cameroon] and ORC Macro. 2005. Enquête Démographique et de Santé Cameroun 2004 [Dataset]. CMIR44FL.DTA. Calverton, Maryland, USA: INS and ORC Macro [Producers]. ICF [Distributor], 2005.
2011	Standard DHS		Institut National de la Statistique - INS [Cameroon] and ICF International. 2012. Cameroun Enquête Démographique et de Santé et à Indicateurs Multiples (EDS-MICS) 2011 [Dataset]. CMIR61FL.DTA. Calverton, Maryland, USA: INS and ICF International [Producers]. ICF [Distributors], 2012.
2014	MICS5		Institut National de la Statistique. 2015. Enquête par grappes à indicateurs multiples (MICS5), 2014 [Dataset]. wm.sav, bh.sav. Yaoundé, Cameroun, Institut National de la Statistique [Producer]. UNICEF MICS [Distributor], 2015.
2018	Standard DHS		Institut National de la Statistique - INS [Cameroon] and ICF. 2020. République du Cameroun Enquête Démographique et de Santé 2018 [Dataset]. CMIR71FL.DTA. Yaoundé, Cameroun: INS and ICF [Producers]. ICF [Distributors], 2020.
<b>Central African Republic</b>			
1994	Standard DHS		Ndamobissi, Robert, Gora Mboup, and Edwige Opportune Nguélébé. 1995. Enquête Démographique République Centrafricaine 1994-95 [Dataset]. CFIR31FL.DTA. Calverton, Maryland, USA: Direction des Statistiques Démographiques et Sociales [République Centrafricaine] and Macro International [Producers]. ICF [Distributor], 1995.
2018	MICS6		Institut Centrafricain des Statistiques et des Etudes Economiques et Sociales -ICASEES. 2021. MICS6-RCA Enquête par grappes à indicateurs multiples 2018-2019 [Dataset]. wm.sav, bh.sav. Bangui, République Centrafricaine : ICASEES [Producer]. UNICEF MICS [Distributor], 2021.

Survey Year	Survey Name	Birth histories for ever-married women only	Data reference
<b>Chad</b>			
1996	Standard DHS		Ouagadji, Bandoumal, Kostelngar Nodjimadji, Joël Nodjimbatem Ngoniri, Ningam Ngakoutou, and Keumaye Ignégongba. 1998. Enquête Démographique et de Santé Tchad 1996-1997 [Dataset]. TDIR31FL.DTA. Calverton, Maryland, USA: Bureau Central du Recensement [Chad] and Macro International [Producers]. ICF [Distributors], 1998.
2004	Standard DHS		Ouagadji, Bandoumal, Kostelngar Nodjimadji, Tchobkréo Bagamla, Riradjim Madnodji, and Joël Sibaye Tokindang. 2005. Enquête Démographique et de Santé Tchad 2004 [Dataset]. TDIR41FL.DTA. Calverton, Maryland, USA: Institut National de la Statistique, des Études Économiques et Démographiques - INSEED [Chad] and ORC Macro [Producers]. ICF [Distributor], 2005.
2014	Standard DHS		Institut National de la Statistique des Études Économiques et Démographiques - INSEED [Chad], Ministère de la Santé Publique - MSP [Chad], and ICF International. 2016. Enquête Démographique et de Santé et à Indicateurs Multiples au Tchad (EDS-MICS) 2014-2015 [Dataset]. TDIR71FL.DTA. INSEED, MSP and ICF [Producers]. ICF [Distributor], 2016.
2019	MICS6		Institut National de la Statistique, des Etudes Economiques et Démographiques - INSEED [Chad] and UNICEF. 2020. MICS6-Tchad, 2019 [Dataset]. wm.sav, bh.sav. N'Djamena, Tchad. UNICEF MICS [Distributor], 2020.
<b>Comoros</b>			
1996	Standard DHS		Mondoha, Kassim A., Juan Schoemaker, and Monique Barrère. 1997. Comores Enquête Démographique et de Santé 1996 [Dataset]. KMIR32FL.DTA. Calverton, Maryland, USA: Centre National de Documentation et de Recherche Scientifique [Comores] and Macro International [Producers]. ICF [Distributor], 1997.
2012	Standard DHS		Direction Générale de la Statistique et de la Prospective - DGSP [Comores] and ICF International. 2014. Comores Enquête Démographique et de Santé et à Indicateurs Multiples (EDSC-MICS II) 2012 [Dataset]. KMIR61FL.DTA. Rockville, Maryland, USA: DGSP and ICF International [Producers]. ICF [Distributor], 2014.
<b>Republic of Congo</b>			
2005	Standard DHS		Centre National de la Statistique et des Études Économiques - CNSEE [Congo] and ORC Macro. 2006. Congo Enquête Démographique et de Santé 2005 [Dataset]. CGIR51FL.DTA. Calverton, Maryland, USA: CNSEE and ORC Macro [Producers]. ICF [Distributor], 2006.
2011	Standard DHS		Centre National de la Statistique et des Études Économiques - CNSEE [Congo] and ICF International. 2012. Congo Enquête Démographique et de Santé 2011-2012 [Dataset]. CGIR61FL.DTA. Calverton, Maryland, USA: CNSEE and ICF International [Producers]. ICF [Distributor], 2012.
2014	MICS5		Institut National de la Statistique et UNICEF. 2015. Enquête par grappes à indicateurs multiples (MICS5 2014-2015) [Dataset]. wm.sav, bh.sav. Brazzaville, Congo : Institut National de la Statistique et UNICEF [Producers]. UNICEF MICS [Distributor], 2020.
<b>Cote d'Ivoire</b>			
1980	World Fertility Survey		Direction de la Statistique [Cote d'Ivoire]. 1984. Enquête Nationale Ivoirienne sur la Fécondité 1980-81 [Dataset]. cisir02.dat, cisir02.dct. Abidjan. World Fertility Survey [Distributor].
1994	Standard DHS		Sombo, N'Cho, Lucien Kouassi, Albert Kouamé Koffi, Juan Schoemaker, and Monique Barrère. 1994. Côte d'Ivoire Enquête Démographique et de Santé 1994 [Dataset]. CIIR35FL.DTA. Calverton, Maryland, USA: Institut National de la Statistique [Côte d'Ivoire] and Macro International [Producers]. ICF [Distributor], 1994.
1998	Standard DHS		Institut National de la Statistique [Côte d'Ivoire] and ORC Macro. 2001. Côte d'Ivoire Enquête Démographique et de Santé 1998-1999 [Dataset]. CIIR3AFL.DTA. Calverton, Maryland, USA: Institut National de la Statistique [Côte d'Ivoire] and ORC Macro [Producers]. ICF [Distributor], 2001.

Survey Year	Survey Name	Birth histories for ever-married women only	Data reference
2005	Standard AIS		Institut National de la Statistique - INS [Côte d'Ivoire], Ministère de la Lutte contre le Sida [Côte d'Ivoire], and ORC Macro. 2006. Côte d'Ivoire Enquête sur les Indicateurs du Sida 2005 [Dataset]. CIIR51FL.DTA. Calverton, Maryland, USA: INS and ORC Macro [Producers]. ICF [Distributor], 2006.
2011	Standard DHS		Institut National de la Statistique - INS [Côte d'Ivoire] and ICF International. 2013. Côte d'Ivoire Enquête Démographique et de Santé et à Indicateurs Multiples 2011-2012 [Dataset]. CIIR62FL.DTA. Calverton, Maryland, USA: INS [Côte d'Ivoire] and ICF International [Producers]. ICF [Distributor], 2013.
2016	MICS		Institut National de la Statistique - INS, Ministère du Plan et du Développement - MPD, Programme National de Lutte contre le Paludisme - PNL, Ministère de la Santé et de l'Hygiène Publique - MSHP, and ICF. 2016. République de Côte d'Ivoire Enquête de Prevalence Parasitaire du Paludisme et de l'Anémie (EPPA-CI) 2016 [Dataset]. wm.sav, bh.sav. Abidjan, Côte d'Ivoire: INS/MPD/PNL/MSHP and ICF [Producers]. ICF [Distributor], 2016.
<b>Democratic Republic of the Congo</b>			
2007	Standard DHS		Ministère du Plan [Congo] and Macro International. 2008. République Démocratique du Congo Enquête Démographique et de Santé 2007 [Dataset]. CDIR51FL.DTA. Calverton, Maryland, USA: Ministère du Plan and Macro International [Producers]. ICF [Distributor], 2008.
2013	Standard DHS		Ministère du Plan et Suivi de la Mise en œuvre de la Révolution de la Modernité - MPSMRM [Congo], Ministère de la Santé Publique - MSP [Congo], and ICF International. 2014. République Démocratique du Congo Enquête Démographique et de Santé (EDS-RDC) 2013-2014 [Dataset]. CDIR61FL.DTA. Rockville, Maryland, USA: MPSMRM, MSP, and ICF International [Producers]. ICF [Distributor], 2014.
2017	MICS6		Institut National de la Statistique - INS. 2018. Enquête par grappes à indicateurs multiples, 2017-2018 [Dataset]. wm.sav, bh.sav. Kinshasa, République Démocratique du Congo. UNICEF MICS [Distributor], 2018.
<b>Eswatini (formerly Swaziland)</b>			
2006	Standard DHS		Central Statistical Office [Swaziland] and Macro International. 2008. Swaziland Demographic and Health Survey 2006-07 [Dataset]. szir51fl.DTA. Mbabane, Swaziland: Central Statistical Office and Macro International [Producers]. ICF [Distributor], 2008.
2010	MICS4		Central Statistical Office [Swaziland] and UNICEF. 2011. Swaziland Multiple Indicator Cluster Survey 2010 [Dataset]. SZ4wm.sav, SZ4bh.sav. Mbabane, Swaziland, Central Statistical Office and UNICEF [Producers]. UNICEF [Distributor], 2011.
2014	MICS5		Central Statistical Office [Swaziland] and UNICEF. 2016. Swaziland Multiple Indicator Cluster Survey 2014 [Dataset]. SZ5wm.sav, SZ5bh.sav. Mbabane, Swaziland, Central Statistical Office and UNICEF [Producers]. UNICEF [Distributor], 2014.
<b>Ethiopia</b>			
2000	Standard DHS		Central Statistical Authority [Ethiopia] and ORC Macro. 2001. Ethiopia Demographic and Health Survey 2000 [Dataset]. ETIR41FL.DTA. Addis Ababa, Ethiopia: Central Statistical Authority [Ethiopia] and ORC Macro [Producer]. ICF [Distributor], 2001.
2005	Standard DHS		Central Statistical Agency [Ethiopia] and ORC Macro. 2006. Ethiopia Demographic and Health Survey 2005 [Dataset]. ETIR51FL.DTA. Addis Ababa, Ethiopia: Central Statistical Agency and ORC Macro [Producers]. ICF [Distributor], 2006.
2011	Standard DHS		Central Statistical Agency [Ethiopia] and ICF International. 2012. Ethiopia Demographic and Health Survey 2011 [Dataset]. ETIR61FL.DTA. Addis Ababa, Ethiopia: Central Statistical Agency and ICF International [Producers]. ICF [Distributor], 2012.
2016	Standard DHS		Central Statistical Agency - CSA [Ethiopia] and ICF. 2017. Ethiopia Demographic and Health Survey 2016 [Dataset]. ETIR71FL.DTA. Addis Ababa, Ethiopia: CSA and ICF [Producers]. ICF [Distributor], 2017.



Survey Year	Survey Name	Birth histories for ever-married women only	Data reference
2019	Interim DHS		Ethiopian Public Health Institute - EPHI, Federal Ministry of Health - FMOH, and ICF. 2021. Ethiopia Mini Demographic and Health Survey 2019 [Dataset]. ETIR81FL.DTA. Addis Ababa, Ethiopia: EPHI/FMOH/ICF [Producers]. ICF [Distributor], 2021.
<b>Gabon</b>			
2000	Standard DHS		Direction Générale de la Statistique et des Études Économiques - DGSEE [Gabon] and ORC Macro. 2001. Gabon Enquête Démographique et de Santé 2000 [Dataset]. GAIR41FL.DTA. Calverton, Maryland, USA: DGSEE, and Fonds des Nations Unies pour la Populations, and ORC Macro [Producers]. ICF [Distributor], 2001.
2012	Standard DHS		Direction Générale de la Statistique - DGS [Gabon] and ICF International. 2013. Gabon Enquête Démographique et de Santé 2012 [Dataset]. GAIR61FL.DTA. Calverton, Maryland, USA: Direction Générale de la Statistique - DGS and ICF International [Producers]. ICF [Distributor], 2013.
<b>The Gambia</b>			
2013	Standard DHS		The Gambia Bureau of Statistics - GBOS and ICF International. 2014. The Gambia Demographic and Health Survey 2013 [Dataset]. GMIR61FL.DTA. Banjul, The Gambia: GBOS and ICF International [Producers]. ICF [Distributor], 2014.
2019	Standard DHS		Gambia Bureau of Statistics - GBoS and ICF. 2021. The Gambia Demographic and Health Survey 2019-20 [Dataset]. GMIR81FL.DTA. Banjul, The Gambia: GBoS/ICF [Producers]. ICF [Distributor], 2021.
2018	MICS6		The Gambia Bureau of Statistics. 2019. The Gambia Multiple Indicator Cluster Survey 2018 [Dataset]. wm.sav, bh.sav. Banjul, The Gambia: The Gambia Bureau of Statistics. UNICEF MICS [Distributor], 2019.
<b>Ghana</b>			
1979	World Fertility Survey		Central Bureau of Statistics [Ghana]. 1983. Ghana Fertility Survey 1979-80 [Dataset]. ghsr04.dat, ghsr04.dtc. World Fertility Survey [Distributor].
1988	Standard DHS		Ghana Statistical Service - GSS and Institute for Resource Development/Macro Systems. 1989. Ghana Demographic and Health Survey 1988 [Datasets]. GHIRO2FL.DTA. Columbia, Maryland, USA: GSS and Institute for Resource Development/Macro Systems [Producers]. ICF [Distributor], 1989.
1993	Standard DHS		Ghana Statistical Service - GSS and Macro International. 1994. Ghana Demographic and Health Survey 1993 [Dataset]. GHIR31FL.DTA. Calverton, Maryland, USA: GSS and Macro International [Producers]. ICF [Distributor], 1994.
1998	Standard DHS		Ghana Statistical Service - GSS and Macro International. 1999. Ghana Demographic and Health Survey 1998 [Dataset]. GHIR41FL.DTA. Calverton, Maryland, USA: Ghana Statistical Service - GSS and Macro International [Producers]. ICF [Distributor], 1999.
2003	Standard DHS		Ghana Statistical Service - GSS, Noguchi Memorial Institute for Medical Research - NMIMR [Ghana], and ORC Macro. 2004. Ghana Demographic and Health Survey 2003 [Dataset]. GHIR4BFL.DTA. Calverton, Maryland, USA: GSS, NMIMR, and ORC Macro [Producers]. ICF [Distributor], 2004.
2008	Standard DHS		Ghana Statistical Service - GSS, Ghana Health Service - GHS, and ICF Macro. 2009. Ghana Demographic and Health Survey 2008 [Dataset]. GHIR5AFL.DTA. Accra, Ghana: GSS, GHS, and ICF Macro [Producer]. ICF [Distributor], 2009.
2011	MICS DHS		Ghana Statistical Service. 2011. Ghana Multiple Indicator Cluster Survey with an Enhanced Malaria Module and Biomarker, 2011 [Dataset]. wm.sav, bh.sav. Accra, Ghana. UNICEF MICS [Distributor], 2011.

Survey Year	Survey Name	Birth histories for ever-married women only	Data reference
2014	Standard DHS		Ghana Statistical Service - GSS, Ghana Health Service - GHS, and ICF International. 2015. Ghana Demographic and Health Survey 2014 [Dataset]. GHIR72FL.DTA. Rockville, Maryland, USA: GSS, GHS, and ICF International [Producers]. ICF [Distributor], 2015.
2017	MICS6		Ghana Statistical Service. 2018. Multiple Indicator Cluster Survey (MICS2017/18) [Dataset]. wm.sav, bh.sav. Accra, Ghana: GSS. UNICEF MICS [Distributor], 2018.
<b>Guinea</b>			
1999	Standard DHS		Direction Nationale de la Statistique [Guinea] and Macro International. 2000. Guinée Enquête Démographique et de Santé 1999 [Dataset]. GNIR41FL.DTA. Calverton, Maryland USA: Direction Nationale de la Statistique and Macro International [Producer]. ICF [Distributor], 2000.
2005	Standard DHS		Direction Nationale de la Statistique - DNS [Guinea] and ORC Macro. 2006. Guinée Enquête Démographique et de Santé 2005 [Dataset]. gnir52fl.DTA. Calverton, Maryland, USA: DNS and ORC Macro [Producers]. ICF [Distributor], 2006.
2012	Standard DHS		Institut National de la Statistique [Guinea] and ICF International. 2013. Guinée Enquête Démographique et de Santé et à Indicateurs Multiples (EDS-MICS) 2012 [Dataset]. GNIR62FL.DTA. Rockville, Maryland, USA: Institut National de la Statistique and ICF International [Producers]. ICF [Distributor], 2013.
2016	MICS		Institut National de la Statistique, 2017. Enquête par grappes à indicateurs multiples (MICS, 2016) [Dataset]. wm.sav, bh.sav. Conakry, Guinée. UNICEF MICS [Distributor], 2017.
2018	Standard DHS		Institut National de la Statistique and ICF. 2019. Guinea Demographic and Health Survey (EDS V) 2016-18 [Dataset]. GNIR71FL.DTA. Conakry, Guinea: INS/Guinea and ICF [Producers]. ICF [Distributor], 2019.
<b>Guinea-Bissau</b>			
2014	MICS5		Ministério da Economia e Finanças, Direcção Geral do Plano/Instituto Nacional de Estatística (INE). 2014. Inquérito aos Indicadores Múltiplos (MICS5) 2014 [Dataset]. wm.sav, bh.sav. Bissau, Guiné-Bissau: Ministério da Economia e Finanças e Direcção Geral do Plano/ Instituto Nacional de Estatística (INE). UNICEF MICS [Distributor], 2014.
2018	MICS6		Ministério da Economia e Finanças, Direcção Geral do Plano/Instituto Nacional de Estatística (INE). 2020. Inquérito aos Indicadores Múltiplos (MICS6) 2018- 2019 [Dataset]. wm.sav, bh.sav. Bissau, Guiné-Bissau: Ministério da Economia e Finanças e Direcção Geral do Plano/ Instituto Nacional de Estatística (INE). UNICEF MICS [Distributor], 2018.
<b>Kenya</b>			
1977	World Fertility Survey		Central Bureau of Statistics [Kenya] 1980. Kenya Fertility Survey, 1977-78 [Dataset]. Kesr02.dat, kesr02.dct. Nairobi. World Fertility Survey [Distributor].
1989	Standard DHS		National Council for Population and Development [Kenya] and Institute for Resource Development/Macro Systems. 1989. Kenya Demographic and Health Survey 1989 [Dataset]. KEIR03FL.DTA. Columbia, Maryland, USA: National Council for Population and Development and Institute for Resource Development/Macro Systems [Producers]. ICR [Distributor] 1989.
1993	Standard DHS		National Council for Population and Development - NCPD [Kenya], Central Bureau of Statistics - CBS [Kenya], and Macro International. 1994. Kenya Demographic and Health Survey 1993 [Dataset]. KEIR33FL.DTA. Calverton, Maryland, USA: NCPD, CBS, and Macro International [Producers]. ICF [Distributor], 1994.
1998	Standard DHS		National Council for Population and Development - NCPD [Kenya], Central Bureau of Statistics - CBS [Kenya], and Macro International. 1999. Kenya Demographic and Health Survey 1998 [Dataset]. KEIR3AFL.DTA. Calverton, Maryland, USA: NDPD, CBS, and Macro International [Producers]. ICF [Distributor], 1999.

Survey Year	Survey Name	Birth histories for ever-married women only	Data reference
2003	Standard DHS		Central Bureau of Statistics - CBS [Kenya], Ministry of Health - MOH [Kenya], and ORC Macro. 2004. Kenya Demographic and Health Survey 2003 [Dataset]. KEIR42FL.DTA. Calverton, Maryland, USA: CBS, MOH, and ORC Macro [Producers]. ICF [Distributor], 2003.
2008	Standard DHS		Kenya National Bureau of Statistics - KNBS, National AIDS Control Council [Kenya], National AIDS/STD Control Programme [Kenya], Ministry of Public Health and Sanitation [Kenya], and Kenya Medical Research Institute. 2010. Kenya Demographic and Health Survey 2008-09 [Dataset]. KEIR52FL.DTA. Calverton, Maryland, USA: KNBS and ICF Macro [Producers]. ICF [Distributor], 2010.
2014	Standard DHS		Kenya National Bureau of Statistics, Ministry of Health [Kenya], National AIDS Control Council [Kenya], Kenya Medical Research Institute, and National Council for Population and Development [Kenya]. 2015. Kenya Demographic and Health Survey 2014 [Dataset]. KEIR72FL.DTA. Rockville, MD, USA [Producers]. ICF [Distributor], 2015.
<b>Lesotho</b>			
1977	World Fertility Survey	1	Ministry of Planning and Statistics 1981. Lesotho Fertility Survey, 1977 [Dataset]. Lssr03.dat, Lssr03.dct, lsmm01.dat, lsmm01.dct. Maseru. World Fertility Survey [Distributor].
2004	Standard DHS		Ministry of Health and Social Welfare - MOHSW [Lesotho], Bureau of Statistics - BOS [Lesotho] and ORC Macro. 2005. Lesotho Demographic and Health Survey 2004 [Dataset]. LSIR41FL.DTA. Calverton, Maryland, USA: MOH, BOS, and ORC Macro [Producers]. ICF [Distributor], 2005.
2009	Standard DHS		Ministry of Health and Social Welfare - MOHSW [Lesotho] and ICF Macro. 2010. Lesotho Demographic and Health Survey 2009 [Dataset]. LSIR61FL.DTA. Maseru, Lesotho: MOHSW and ICF Macro [Producers]. ICF [Distributor], 2010.
2014	Standard DHS		Ministry of Health [Lesotho] and ICF International. 2016. Lesotho Demographic and Health Survey 2014 [Dataset]. LSIR71FL.DTA. Maseru, Lesotho: Ministry of Health/Lesotho and ICF International [Producers]. ICF [Distributor], 2016.
2018	MICS6		Bureau of Statistics. 2019. Lesotho Multiple Indicator Cluster Survey 2018 [Dataset]. wm.sav, bh.sav. Maseru, Lesotho: Bureau of Statistics [Producer]. ICF [Distributor], 2019.
<b>Liberia</b>			
1986	Standard DHS		Chieh-Johnson, Dorothy, Anne R. Cross, Ann A. Way, and Jeremiah M. Sullivan. 1988. Liberia Demographic and Health Survey 1986 [Dataset]. LBIR01FL.DTA. Monrovia, Liberia: Bureau of Statistics and Institute for Resource Development/Westinghouse [Producer]. ICF [Distributor].
2006	Standard DHS		Liberia Institute of Statistics and Geo-Information Services - LISGIS [Liberia], Ministry of Health and Social Welfare [Liberia], National AIDS Control Program [Liberia], and Macro International. 2008. Liberia Demographic and Health Survey 2007 [Dataset]. LBIR51FL.DTA. Monrovia, Liberia: LISGIS and Macro International [Producers]. ICF [Distributor], 2008.
2009	MIS DHS		National Malaria Control Program - NMCP [Liberia] at the Ministry of Health and Social Welfare, Liberia Institute of Statistics and Geo-Information Services - LISGIS, and ICF Macro. 2009. Liberia Malaria Indicator Survey 2009 [Dataset]. LBIR5AFL.DTA. Monrovia, Liberia: NMCP, LISGIS, and ICF Macro [Producers]. ICF [Distributor], 2009.
2013	Standard DHS		Liberia Institute of Statistics and Geo-Information Services - LISGIS, Ministry of Health and Social Welfare [Liberia], National AIDS Control Program [Liberia], and ICF International. 2014. Liberia Demographic and Health Survey 2013 [Dataset]. LBIR6AFL.DTA. Monrovia, Liberia: LISGIS and ICF International [Producers]. ICF [Distributor], 2014.
2019	Standard DHS		Liberia Institute of Statistics and Geo-Information Services - LISGIS, Ministry of Health - MOH, and ICF. 2021. Liberia Demographic and Health Survey 2019-20 [Dataset]. LBIR7AFL.DTA. Monrovia, Liberia: LISGIS/MOH/ICF [Producers]. ICF [Distributor], 2021.

Survey Year	Survey Name	Birth histories for ever-married women only	Data reference
<b>Madagascar</b>			
1992	Standard DHS		Refeno, Germain, Victor Rabeza, Gora Mboup, and Juan Schoemaker. 1994. Madagascar Enquête Nationale Démographique et Sanitaire 1992 [Dataset]. MDIR21FL.DTA. Calverton, Maryland, USA: Centre National de Recherches sur l'Environnement [Madagascar] and Macro International [Producers]. ICF [Distributeur], 1994.
1997	Standard DHS		Direction de la Démographie et des Statistiques Sociales, Institut National de la Statistique - INSTAT [Madagascar] and Macro International. 1998. Madagascar Enquête Démographique et de Santé 1997 [Dataset]. MDIR31FL.DTA. Calverton, Maryland, USA: INSTAT and Macro International [Producers]. ICF [Distributeur], 1998.
2003	Standard DHS		Institut National de la Statistique - INSTAT [Madagascar] and ORC Macro. 2005. Madagascar Enquête Démographique et de Santé 2003-2004 [Dataset]. MDIR42FL.DTA. Calverton, Maryland, USA: INSTAT and ORC Macro [Producers]. ICF [Distributeur], 2005.
2008	Standard DHS		Institut National de la Statistique - INSTAT [Madagascar] and ICF Macro. 2010. Madagascar Enquête Démographique et de Santé 2008-2009 [Dataset]. MDIR51FL.DTA. Antananarivo, Madagascar: INSTAT and ICF Macro [Producer]. ICF [Distributeur], 2010.
2018	MICS6		Institut National de la Statistique (INSTAT). 2018. Enquête par grappes à indicateurs multiples Madagascar, 2018 [Dataset]. wm.sav, bh.sav. Antananarivo, Madagascar, INSTAT [Producer]. UNICEF [Distributeur], 2018.
<b>Malawi</b>			
1992	Standard DHS		National Statistical Office [Malawi] and Macro International. 1994. Malawi Demographic and Health Survey 1992 [Dataset]. MWIR22FL.DTA. Zomba, Malawi: National Statistical Office [Malawi] and Macro International [Producers]. ICF [Distributeur], 1994.
2000	Standard DHS		National Statistical Office [Malawi] and ORC Macro. 2001. Malawi Demographic and Health Survey 2000 [Dataset]. MWIR41FL.DTA. Zomba, Malawi: National Statistical Office [Malawi] and ORC Macro [Producers]. ICF [Distributeur], 2001.
2004	Standard DHS		National Statistical Office - NSO [Malawi] and ORC Macro. 2005. Malawi Demographic and Health Survey 2004 [Dataset]. MWIR4EFL.DTA. Calverton, Maryland, USA: NSO [Malawi] and ORC Macro [Producers]. ICF [Distributeur], 2005.
2006	MICS3		National Statistical Office and UNICEF. 2008. Malawi Multiple Indicator Cluster Survey 2006 [Dataset]. wm.sav, bh.sav. Lilongwe, Malawi: National Statistical Office and UNICEF [Producers]. UNICEF [Distributeur], 2008.
2010	Standard DHS		National Statistical Office - NSO [Malawi] and ICF Macro. 2011. Malawi Demographic and Health Survey 2010 [Dataset]. MWIR61FL.DTA. Zomba, Malawi: NSO [Malawi] and ICF Macro [Producers]. ICF [Distributeur], 2011.
2013	MICS5		National Statistical Office. 2015. Malawi MDG Endline Survey 2014 [Dataset]. wm.sav, bh.sav. Zomba, Malawi: National Statistical Office [Producer]. UNICEF [Distributeur], 2015.
2015	Standard DHS		National Statistical Office [Malawi] and ICF. 2017. Malawi Demographic and Health Survey 2015-16 [Dataset]. MWIR7AFL.DTA. Zomba, Malawi: National Statistical Office and ICF [Producers]. ICF [Distributeur], 2017.
<b>Mali</b>			
1987	Standard DHS		Traoré, Baba, Mamadou Konaté, and Cynthia Stanton. 1989. Mali Enquête Démographique et de Santé 1987 [Dataset]. MLIR01FL.DTA. Bamako, Mali: Centre d'Etudes et de Recherches sur la Population pour le Développement Institut du Sahel [Mali] and Institute for Resource Development/Westinghouse [Producers]. ICF [Distributeur], 1989.

Survey Year	Survey Name	Birth histories for ever-married women only	Data reference
1995	Standard DHS		Coulibaly, Salif, Fatoumata Dicko, Seydou Moussa Traoré, Ousmane Sidibé, and Michka Seroussi. 1996. Mali Enquête Démographique et de Santé 1995-1996 [Dataset]. MLIR32FL.DTA. Calverton, Maryland, USA: Cellule de Planification et de Statistique du Ministère de la Santé, Direction Nationale de la Statistique et de l'Informatique and Macro International [Producers]. ICF [Distributor], 1996.
2001	Standard DHS		PLAN International [Mali] and ORC Macro. 2002. Enquête de base sur la santé de la reproduction chez les jeunes dans cinq régions du Mali 2001 [Dataset]. MLIR41FL.DTA. Calverton, Maryland, USA: PLAN International [Mali] and ORC Macro [Producers]. ICF [Distributor], 2002.
2006	Standard DHS		Samaké, Salif, Seydou Moussa Traoré, Souleymane Ba, Étienne Dembélé, and Mamadou Diop. 2007. Enquête Démographique et de Santé du Mali 2006 [Dataset]. MLIR53FL.DTA. Calverton, Maryland, USA: Cellule de Planification et de Statistique du Ministère de la Santé - CPS/MS/Mali, Direction Nationale de la Statistique et de l'Informatique du Ministère de l'Économie, de l'Industrie et du Commerce - DNSI/MEIC/Mali and Macro International [Producers]. ICF [Distributor], 2007.
2012	Standard DHS		Cellule de Planification et de Statistique - CPS/SSDSPF/Mali, Institut National de la Statistique - INSTAT/Mali, Centre d'Études et d'Information Statistiques - INFO-STAT/Mali, and ICF International. 2014. Mali Enquête Démographique et de Santé (EDSM V) 2012-2013 [Dataset]. MLIR6AFL.DTA. Rockville, Maryland, USA: CPS, INSTAT, INFO-STAT and ICF International [Producers]. ICF [Distributor], 2014.
2015	MICS5		Programme National de Lutte contre le Paludisme - PNLPM/Mali, Institut National de la Statistique - INSTAT/Mali, INFO-STAT/Mali, Institut National de la Recherche en Santé Publique - INRSP/Mali, and ICF International. 2016. République du Mali Enquête sur les Indicateurs du Paludisme (EIPM) 2015 [Dataset]. wm.sav, bh.sav. Bamako, Mali: PNLPM, INSTAT, INFO-STAT, INRSP, and ICF International [Producers]. UNICEF [Distributor], 2016.
2018	Standard DHS		Institut National de la Statistique - INSTAT, Cellule de Planification et de Statistique Secteur Santé-Développement, and ICF. 2019. Mali Demographic and Health Survey 2018 [Dataset]. MLIR7AFL.DTA. Bamako, Mali: INSTAT/CPS/SS-DS-PF and ICF [Producers]. ICF [Distributor], 2019.
<b>Mauritania</b>			
2011	MCIS4		Office National de la Statistique (ONS) [Mauritania]. 2011. L'enquête par grappes à indicateurs multiples de la Mauritanie (MICS 2011) [Dataset]. wm.sav, bh.sav. Nouakchott, Mauritanie: Gouvernement Mauritanien, UNICEF et FNUAP [Producers]. UNICEF [Distributor], 2011. MICS 2011
2015	MICS5		Office National de la Statistique [Mauritania] et Ministère de l'Économie et des Finances. 2016. Enquête par grappes à indicateurs multiples MICS 2015 [Dataset]. Wm.sav, bh.sav. Nouakchott, Mauritanie: Office National de la Statistique et Ministère de l'Économie et des Finances [Producers]. UNICEF [Distributor], 2016.
<b>Mozambique</b>			
1997	Standard DHS		Gaspar, Manuel da Costa, Humberto A. Cossa, Clara Ribeiro dos Santos, Rosa Marlene Manjate and Juan Schoemaker. 1998. Moçambique, Inquérito Demográfico e de Saúde, 1997 [Dataset]. MZIR31FL.DTA. Calverton, Maryland, USA: Instituto Nacional de Estatística/Moçambique and Macro International [Producers]. ICF [Distributor], 1998.
2003	Standard DHS		Instituto Nacional de Estatística/Moçambique, Ministério da Saúde/Moçambique, and MEASURE DHS+/ORC Macro. 2005. Moçambique Inquérito Demográfico e de Saúde 2003 [Dataset]. MZIR41FL.DTA. Calverton, Maryland, USA: Instituto Nacional de Estatística/Moçambique, Ministério da Saúde/Moçambique, and MEASURE DHS+/ORC Macro [Producers]. ICF [Distributor], 2005.
2008	MICS3		National Statistics Institute Directorate of Demographic, Life and Social Statistics. 2008. Multiple Indicator Cluster Survey, 2008 [Dataset]. Wm.sav, bh.sav. Maputo: National Statistics Institute and UNICEF [Producers]. UNICEF [Distributor], 2008.

Survey Year	Survey Name	Birth histories for ever-married women only	Data reference
2011	Standard DHS		Ministerio da Saude - MISAU/Moçambique, Instituto Nacional de Estatística - INE/Moçambique, and ICF International. 2013. Moçambique Inquérito Demográfico e de Saúde 2011 [Dataset]. MZIR62FL.DTA. Calverton, Maryland, USA: MISA/Moçambique, INE/Moçambique and ICF International [Producers]. ICF [Distributor], 2013.
<b>Namibia</b>			
1992	Standard DHS		Katjuanjo, Puumue, Stephen Titus, Maazuu Zauana, and J. Ties Boerma. 1993. Namibia Demographic and Health Survey 1992 [Dataset]. NMIR21FL.DTA. Windhoek, Namibia: Ministry of Health and Social Services - MoHSS/Namibia and Macro International [Producers]. ICF [Distributor], 1993.
2000	Standard DHS		Ministry of Health and Social Services - MOHSS/Namibia. 2003. Namibia Demographic and Health Survey 2000 [Dataset]. NMIR41FL.DTA. Windhoek, Namibia: MOHSS/Namibia [Producer]. ICF [Distributor], 2003.
2006	Standard DHS		Ministry of Health and Social Services - MoHSS/Namibia and Macro International. 2008. Namibia Demographic and Health Survey 2006-07 [Dataset]. nmir51fl.DTA. Windhoek, Namibia: MoHSS/Namibia and Macro International [Producers]. ICF [Distributor], 2008.
2013	Standard DHS		Ministry of Health and Social Services - MoHSS/Namibia and ICF International. 2014. Namibia Demographic and Health Survey 2013 [Dataset]. NMIR61FL.DTA. Windhoek, Namibia: MoHSS/Namibia and ICF International [Producers]. ICF [Distributor], 2014.
<b>Niger</b>			
1992	Standard DHS		Kourguéni, Idrissa Alichina, Bassirou Garba, and Bernard Barrère. 1993. Niger Enquête Démographique et de Santé 1992 [Dataset]. NIIR22FL.DTA. Columbia, Maryland, USA: Direction de la Statistique et des Comptes Nationaux/Niger and Macro International [Producers]. ICF [Distributor], 1993.
1998	Standard DHS		Attama, Sabine, Michka Seroussi, Alichina Idrissa Kourguéni, Harouna Koché, and Bernard Barrère. 1998. Niger Enquête Démographique et de Santé 1998 [Dataset]. NIIR31FL.DTA. Calverton, Maryland, USA: Care International/Niger and Macro International [Producers]. ICF [Distributor], 1998.
2006	Standard DHS		Institut National de la Statistique - INS/Niger and Macro International. 2007. Niger Enquête Démographique et de Santé et à Indicateurs Multiples 2006 [Dataset]. NIIR51FL.DTA. Calverton, Maryland, USA: INS/Niger and Macro International [Producers]. ICF [Distributor], 2007.
2012	Standard DHS		Institut National de la Statistique - INS/Niger and ICF International. 2013. Niger Enquête Démographique et de Santé et à Indicateurs Multiples (EDSN-MICS IV) 2012 [Dataset]. NIIR61FL.DTA. Calverton, Maryland, USA: INS/Niger and ICF International [Producers]. ICF [Distributor], 2013.
<b>Nigeria</b>			
1981	World Fertility Survey		National Population Commission. 1984. The Nigerian Fertility Survey 1981-82 [Dataset]. Ngrs02.dat, ngrs02.dct. World Fertility Survey [Distributor].
1990	Standard DHS		Federal Office of Statistics/Nigeria and Institute for Resource Development - IRD/Macro International. 1992. Nigeria Demographic and Health Survey 1990 [Dataset]. NGIR21FL.DTA. Columbia, Maryland, USA: Federal Office of Statistics/Nigeria and IRD/Macro International.
2003	Standard DHS		National Population Commission - NPC/Nigeria and ORC Macro. 2004. Nigeria Demographic and Health Survey 2003 [Dataset]. NGIR4BFL.DTA. NPC and ORC Macro [Producers]. ICF [Distributor], 2004.
2008	Standard DHS		National Population Commission - NPC/Nigeria and ICF Macro. 2009. Nigeria Demographic and Health Survey 2008 [Dataset]. NGIR53FL.DTA. Abuja, Nigeria: NPC/Nigeria and ICF Macro [Producers]. ICF [Distributor], 2009.

Survey Year	Survey Name	Birth histories for ever-married women only	Data reference
2010	MIS DHS		National Population Commission - NPC/Nigeria, National Malaria Control Programme - NMCP/Nigeria, and ICF International. 2012. Nigeria Malaria Indicator Survey 2010 [Dataset]. NGIR61FL.DTA. Abuja, Nigeria: NPC/Nigeria, NMCP/Nigeria, and ICF International [Producers]. ICF [Distributor], 2012.
2013	Standard DHS		National Population Commission - NPC/Nigeria and ICF International. 2014. Nigeria Demographic and Health Survey 2013 [Dataset]. NGIR6AFL.DTA. Abuja, Nigeria: NPC/Nigeria and ICF International [Producers]. ICF [Distributor], 2014.
2016	MICS5		National Bureau of Statistics (NBS) and United Nations Children's Fund (UNICEF). 2017 Multiple Indicator Cluster Survey 2016-17 [Dataset]. Wm.sav, bh.sav. Abuja, Nigeria: National Bureau of Statistics and United Nations Children's Fund.
2018	Standard DHS		National Population Commission - NPC and ICF. 2019. Nigeria Demographic and Health Survey 2018 [Dataset]. NGIR7BFL.DTA. Abuja, Nigeria: NPC and ICF [Producers]. ICF [Distributor], 2019.
<b>Rwanda</b>			
1992	Standard DHS		Barrère, Bernard, Juan Schoemaker, Monique Barrère, Tite Habiakare, and Athanasie Kabagwira. 1994. Rwanda Enquête Démographique et de Santé 1992 [Dataset]. RWIR21FL.DTA. Kigali, Rwanda: Office National de la Population and Macro International [Producers]. ICF [Distributor], 1994.
2000	Standard DHS		Office National de la Population - ONAPO/Rwanda and ORC Macro. 2001. Rwanda Enquête Démographique et de Santé 2000 [Dataset]. RWIR41FL.DTA. Kigali, Rwanda: Ministère de la Santé, Office National de la Population and ORC Macro [Producers]. ICF [Distributor], 2001.
2005	Standard DHS		Institut National de la Statistique du Rwanda - INSR and ORC Macro. 2006. Rwanda Demographic and Health Survey 2005 [Dataset]. RWIR53FL.DTA. Calverton, Maryland, USA: INSR and ORC Macro [Producers]. ICF [Distributor], 2006.
2007	Interim DHS		National Institute of Statistics - NIS/Rwanda, Ministry of Health - MOH/Rwanda, and Macro International. 2008. Rwanda Service Provision Assessment Survey 2007 [Dataset]. RWIR5AFL.DTA. Calverton, Maryland, USA: National Institute of Statistics/Rwanda, Ministry of Health/Rwanda and Macro International [Producers]. ICF [Distributor].
2010	Standard DHS		National Institute of Statistics of Rwanda - NISR, Ministry of Health - MOH/Rwanda, and ICF International. 2012. Rwanda Demographic and Health Survey 2010 [Dataset]. RWIR61FL.DTA. Calverton, Maryland, USA: NISR/Rwanda, MOH/Rwanda, and ICF International [Producers]. ICF [Distributor], 2012.
2014	Standard DHS		National Institute of Statistics of Rwanda, Ministry of Finance and Economic Planning/Rwanda, Ministry of Health/Rwanda, and ICF International. 2016. Rwanda Demographic and Health Survey 2014-15 [Dataset]. RWIR70FL.DTA. Kigali, Rwanda: National Institute of Statistics of Rwanda, Ministry of Finance and Economic Planning/Rwanda, Ministry of Health/Rwanda, and ICF International [Producers]. ICF [Distributor], 2016.
2019	Standard DHS		National Institute of Statistics of Rwanda (NISR) [Rwanda], Ministry of Health (MOH) [Rwanda], and ICF. 2021. Rwanda Demographic and Health Survey 2019-20 [Dataset]. RWIR81FL.DTA. Kigali, Rwanda, and Rockville, Maryland, USA: NISR and ICF [Producers]. ICF [Distributor], 2021.
<b>São Tomé and Príncipe</b>			
2008	Standard DHS		Instituto Nacional de Estatística - INE/São Tomé and ICF Macro. 2010. São Tomé e Príncipe Inquérito Demográfico e Sanitário 2008-2009 [Dataset]. STIR51FL.DTA. Calverton, Maryland, USA: INE/São Tomé [Producers]. ICF [Distributor], 2010.
2014	MICS5		National Institute of Statistics, 2016. Sao Tome and Principe Multiple Indicator Cluster Survey 2014 [Dataset]. Wm.sav, bh.sav. São Tomé, Sao Tome and Principe. UNICEF [Distributor], 2016.

Survey Year	Survey Name	Birth histories for ever-married women only	Data reference
2019	MICS6		INE e UNICEF. 2020. Inquérito de Indicadores Múltiplos 2019 [Dataset]. Wm.sav, bh.sav. São Tomé, São Tomé e Príncipe: Instituto Nacional de Estatística e Fundo das Nações Unidas para a Infância. UNICEF [Distributor], 2020.
<b>Senegal</b>			
1978	World Fertility Survey		Ministère de l'Economie et des Finances. 1981. Enquête Sénégalaise sur la Fécondité 1978 [Dataset]. Snsr04.dat, snsr04.dct. Dakar. World Fertility Survey [Distributor].
1986	Standard DHS		Ndiaye, Salif, Ibrahima Sarr, and Mohamed Ayad. 1988. Enquête Démographique et de Santé au Sénégal 1986 [Dataset]. SNIR02FL.DTA. Dakar, Sénégal: Ministère de l'Economie et des Finances Direction de la Statistique Division des Enquêtes et de la Démographie/Sénégal et Institute for Resource Development/Westinghouse [Producers]. ICF [Distributor], 1988.
1992	Standard DHS		Ndiaye, Salif, Papa Demba Diouf, and Mohamed Ayad. 1994. Sénégal Enquête Démographique et de Santé (EDS-II) 1992/93 [Dataset]. SNIR21FL.DTA. Dakar, Sénégal: Ministère de l'Economie, des Finances et du Plan/Sénégal and Macro International [Producer]. ICF [Distributor], 1994.
1997	Standard DHS		Ndiaye, Salif, Mohamed Ayad, and Aliou Gaye. 1997. Sénégal Enquête Démographique et de Santé (EDS-III) 1997 [Dataset]. SNIR32FL.DTA. Dakar, Sénégal: Ministère de l'Economie, des Finances et du Plan/Sénégal and Macro International [Producers]. ICF [Distributor], 1997.
2005	Standard DHS		Ndiaye, Salif and Mohamed Ayad. 2006. Sénégal Enquête Démographique et de Santé 2005 [Dataset]. SNIR4AFL.DTA. Calverton, Maryland, USA: Centre de Recherche pour le Développement Humain/Sénégal and ORC Macro [Producers]. ICF [Distributor], 2006.
2008	MIS DHS		Ndiaye, Salif and Mohamed Ayad. 2009. Sénégal Enquête Nationale sur le Paludisme 2008-2009 (ENPS-II) [Dataset]. SNIR5AFL.DTA. Calverton, Maryland, USA: Centre de Recherche pour le Développement Humain/Sénégal and ICF Macro [Producers]. ICF [Distributor], 2009.
2010	Continuous DHS		Agence Nationale de la Statistique et de la Démographie - ANSD/Sénégal and ICF International. 2012. Enquête Démographique et de Santé à Indicateurs Multiples Sénégal (EDS-MICS) 2010-2011 [Dataset]. SNIR61FL.DTA. Claverton, Maryland, USA: ANSD and ICF International [Producers]. ICF [Distributor], 2012.
2012	Continuous DHS		Agence Nationale de la Statistique et de la Démographie - ANSD/Sénégal and ICF International. 2013. Senegal Enquête Démographique et de Santé Continue (EDS-Continue) 2012-2013 [Dataset]. SNIR6RFL.DTA. Rapport final 1ère année. Calverton, Maryland, USA: ANSD/Sénégal and ICF International [Producers]. ICF [Distributor], 2013.
2014	Continuous DHS		Agence Nationale de la Statistique et de la Démographie - ANSD/Sénégal and ICF International. 2015. Sénégal Enquête Continue sur la Prestation des Services de Soins de Santé (ECPSS) 2014 [Dataset]. SNIR6RFL.DTA. Rockville, Maryland, USA: ANSD/Sénégal and ICF International [Producer]. ICF [Distributor], 2015.
2015	Continuous DHS		Agence Nationale de la Statistique et de la Démographie - ANSD/Sénégal and ICF International. 2016. Senegal Enquête Continue sur la Prestation des Services de Soins de Santé (ECPSS) 2015 [Dataset]. SNIRG0FL.DTA. Rockville, Maryland, USA: ANSD/Sénégal and ICF International [Producers]. ICF [Distributor], 2016.
2016	Continuous DHS		Agence Nationale de la Statistique et de la Démographie - ANSD/Sénégal and ICF. 2017. Senegal Enquête Démographique et de Santé Continue (EDS-Continue) 2016 [Dataset]. SNIRG0FL.DTA. Dakar, Sénégal: ANSD and ICF [Producer]. ICF [Distributor], 2017.
2017	Continuous DHS		Agence Nationale de la Statistique et de la Démographie - ANSD/Sénégal and ICF. 2018. Senegal: Enquête Démographique et de Santé Continue (EDS-Continue) 2017 [Dataset]. SNIR7ZFL.DTA. Dakar, Sénégal: ANSD and ICF [Producers]. ICF [Distributor], 2018.



Survey Year	Survey Name	Birth histories for ever-married women only	Data reference
2018	Continuous DHS		Agence Nationale de la Statistique et de la Démographie/ANSD and ICF. 2020. Senegal: Enquête Démographique et de Santé Continue (EDS-Continue 2018) [Dataset]. SNIR81FL.DTA. Dakar, Sénégal: ANSD/ICF [Producers]. ICF [Distributor], 2020.
2019	Continuous DHS		Agence Nationale de la Statistique et de la Démographie (ANSD) and ICF. 2020. Senegal: Enquête Démographique et de Santé Continue (EDS- Continue) 2019 [Dataset]. SNIR8BFL.DTA. Dakar/ Sénégal: ANSD/ICF [Producers]. ICF [Dataset], 2020.
<b>Sierra Leone</b>			
2008	Standard DHS		Statistics Sierra Leone - SSL and ICF Macro. 2009. Sierra Leone Demographic and Health Survey 2008 [Dataset]. SLIR51FL.DTA. Calverton, Maryland, USA: SSL and ICF Macro [Producers]. ICF [Distributor], 2009.
2013	Standard DHS		Statistics Sierra Leone - SSL and ICF International. 2014. Sierra Leone Demographic and Health Survey 2013 [Dataset]. SLIR61FL.DTA. SSL and ICF International: Freetown, Sierra Leone [Producers]. ICF [Distributor], 2014.
2017	MICS6		Statistics Sierra Leone. 2018. Sierra Leone Multiple Indicator Cluster Survey 2017 [Dataset]. Wm.sav, bh.sav. Freetown, Sierra Leone: Statistics Sierra Leone [Producers]. UNICEF [Distributor].
2019	Standard DHS		Statistics Sierra Leone - StatsSL and ICF. 2020. Sierra Leone Demographic and Health Survey 2019 [Dataset]. SLIR7AFL.DTA. Freetown/Sierra Leone: StatsSL/ICF [Producers]. ICF [Distributor], 2020.
<b>Somalia</b>			
2006	MICS3		UNICEF and League of Arab States. 2006. Somali 2006 Multiple Indicator Cluster Survey [Dataset]. Wm.sav, bh.sav. UNICEF MICS [Distributor].
2011	MICS4		UNICEF Somalia and Somaliland Ministry of Planning and National Development, 2014. Somaliland Multiple Indicator Cluster Survey 2011 [Dataset]. Wm.sav, bh.sav. Nairobi, Kenya: UNICEF, Somalia and Somaliland Ministry of Planning and National Development, Somaliland [Producers]. UNICEF MICS [Distributor], 2014.
2011	MICS4		UNICEF Somalia and Ministry of Planning and International Cooperation, 2014. Northeast Zone Multiple Indicator Cluster Survey 2011 [Dataset]. Wm.sav, bh.sav. Nairobi, Kenya: UNICEF, Somalia and Ministry of Planning and International Cooperation [Producers]. UNICEF MICS [Distributor], 2014.
<b>South Africa</b>			
1998	Standard DHS		Department of Health/South Africa and Macro International. 2002. South Africa Demographic and Health Survey 1998 [Dataset]. ZAIR31FL.DTA. Pretoria, South Africa: Department of Health/South Africa [Producers]. ICF [Distributor], 2002.
2016	Standard DHS		National Department of Health and ICF. 2019. South Africa Demographic and Health Survey 2016 [Dataset]. ZAIR71FL.DTA. Pretoria: National Department of Health - NDoH - ICF [Producers]. ICF [Distributor], 2019.
<b>South Sudan</b>			
2010	MICS4		Ministry of Health and National Bureau of Statistics, 2010. South Sudan Household Survey 2010 [Dataset]. Wm.sav, bh.sav. Juba, South Sudan. UNICEF MICS [Distributor].

Survey Year	Survey Name	Birth histories for ever-married women only	Data reference
<b>Togo</b>			
1988	Standard DHS		Agouké, Akoua, Mensan Assogba, and Kodjo Anipah. 1989. Enquête Démographique et de Santé au Togo 1988 [Dataset]. TGIRO1FL.DTA. Columbia, Maryland, USA: Direction Générale de la Santé and Institute for Resource Development/Macro Systems [Producers]. ICF [Distributor], 1989.
1998	Standard DHS		Anipah, Kodjo, Gora Mboup, Afi Mawuéna Ouro-Gnao, Bassanté BoukpeSSI, and Pierre Adadé Messan. 1999. Togo Enquête Démographique et de Santé 1998 [Dataset]. TGIR31FL.DTA. Calverton, Maryland, USA: Ministère de la Planification et du Développement Economique Direction de la Statistique/Togo and Macro International [Producers]. ICF [Distributor], 1999.
2013	Standard DHS		Ministère de la Planification, du Développement et de l'Aménagement du Territoire - MPDAT/Togo, Ministère de la Santé - MS/Togo, and ICF International 2015 [Dataset]. TGI61FL.DTA. Togo Enquête Démographique et de Santé 2013-2014. Rockville, Maryland, USA: MPDAT/Togo, MS/Togo and ICF International [Producers]. ICF [Distributor], 2015.
2017	MICS6		Institut National de la Statistique et des Etudes Economiques et Démographiques (INSEED), 2018. MICS6 TOGO, 2017 [Dataset]. Wm.sav, bh.sav. Lomé, Togo. UNICEF MICS [Distributor], 2018.
<b>Uganda</b>			
1988	Standard DHS		Kaijuka, Emmanuel M., Edward Z.A. Kaija, Ann R. Cross, and Edilbert Loaiza. 1989. Uganda Demographic and Health Survey 1988/1989 [Dataset]. UGIR01FL.DTA. Columbia, Maryland, USA: Ministry of Health/Uganda and Institute for Resource Development/Macro Systems [Producers]. ICF [Distributor], 1989.
1995	Standard DHS		Statistics Department at the Ministry of Finance and Economic Planning/Uganda and Macro International. 1996. Uganda Demographic and Health Survey 1995 [Dataset]. UGIR33FL.DTA. Calverton, Maryland, USA: Statistics Department/Uganda and Macro International [Producers]. ICF [Distributor], 1996.
2000	Standard DHS		Uganda Bureau of Statistics - UBOS and ORC Macro. 2001. Uganda Demographic and Health Survey 2000-2001 [Dataset]. UGIR41FL.DTA. Calverton, Maryland, USA: UBOS and ORC Macro [Producers]. ICF [Distributor], 2001.
2006	Standard DHS		Uganda Bureau of Statistics - UBOS and Macro International. 2007. Uganda Demographic and Health Survey 2006 [Dataset]. UGIR52FL.DTA. Calverton, Maryland, USA: UBOS and Macro International [Producers]. ICF [Distributor], 2007.
2009	MIS DHS		Uganda Bureau of Statistics - UBOS and ICF Macro. 2010. Uganda Malaria Indicator Survey (MIS) 2009 [Dataset]. UGIR5AFL.DTA. Calverton, Maryland, USA: UBOS and ICF Macro [Producers]. ICF [Distributor], 2010.
2011	Standard DHS		Uganda Bureau of Statistics - UBOS and ICF International. 2012. Uganda Demographic and Health Survey 2011 [Dataset]. UGIR61FL.DTA. Kampala, Uganda: UBOS and ICF International [Producers]. ICF [Distributors], 2012.
2016	Standard DHS		Uganda Bureau of Statistics - UBOS and ICF. 2018. Uganda Demographic and Health Survey 2016 [Dataset]. UGIR7BFL.DTA. Kampala, Uganda: UBOS and ICF [Producers]. ICF [Distributor].
<b>United Republic of Tanzania</b>			
1991	Standard DHS		Ngallaba, Sylvester, Saidi Hussein Kapiga, Ireneus Ruyobyba, and J. Ties Boerma. 1993. Tanzania Demographic and Health Survey 1991/1992 [Dataset]. TZIR21FL.DTA. Dar es Salaam, Tanzania: Bureau of Statistics/Tanzania [Producers]. ICF [Distributor], 1993.
1996	Standard DHS		Bureau of Statistics/Tanzania and Macro International. 1997. Tanzania Demographic and Health Survey 1996 [Dataset]. TZIR3AFL.DTA. Calverton, Maryland, USA: Bureau of Statistics/Tanzania and Macro International [Producers]. ICF [Distributor], 1997.

Survey Year	Survey Name	Birth histories for ever-married women only	Data reference
1999	Standard DHS		National Bureau of Statistics/Tanzania and Macro International. 2000. Tanzania Reproductive and Child Health Survey 1999 [Dataset]. TZIR41FL.DTA. Calverton, Maryland, USA: National Bureau of Statistics/Tanzania and Macro International [Producers]. ICF [Distributor], 2000.
2004	Standard DHS		National Bureau of Statistics - NBS/Tanzania and ORC Macro. 2005. Tanzania Demographic and Health Survey 2004-2005 [Dataset]. TZIR41FL.DTA. Dar es Salaam, Tanzania: NBS/Tanzania and ORC Macro [Producers]. ICF [Distributor], 2005.
2007	Standard AIS DHS		Tanzania Commission for AIDS - TACAIDS, Zanzibar AIDS Commission - ZAC/Tanzania, National Bureau of Statistics - NBS/Tanzania, Office of the Chief Government Statistician - OCGS/Tanzania, and Macro International. 2008. Tanzania HIV/AIDS and Malaria Indicator Survey 2007-08 [Dataset]. TZIR51FL.DTA. Dar es Salaam, Tanzania: TACAIDS/Tanzania, ZAC/Tanzania, NBS/Tanzania, OCGS/Tanzania, and Macro International [Producers]. ICF [Distributor], 2008.
2010	Standard DHS		National Bureau of Statistics - NBS/Tanzania and ICF Macro. 2011. Tanzania Demographic and Health Survey 2010 [Dataset]. TZIR63FL.DTA. Dar es Salaam, Tanzania: NBS/Tanzania and ICF Macro [Producers]. ICF [Distributor], 2011.
2015	Standard DHS		Ministry of Health, Community Development, Gender, Elderly and Children - MoHCDGEC/Tanzania Mainland, Ministry of Health - MoH/Zanzibar, National Bureau of Statistics - NBS/Tanzania, Office of Chief Government Statistician - OCGS/Zanzibar, and ICF. 2016. Tanzania Demographic and Health Survey and Malaria Indicator Survey 2015-2016 [Dataset]. TZIR7BFL.DTA. Dar es Salaam, Tanzania: MoHCDGEC, MoH, NBS, OCGS, and ICF [Producer]. ICF [Distributor], 2016.
<b>Zambia</b>			
1992	Standard DHS		Gaisie, Kwesi, Anne R. Cross, and Geoffrey Nsemukila. 1993. Zambia Demographic and Health Survey 1992 [Dataset]. ZMIR21FL.DTA. Columbia, Maryland, USA: University of Zambia, Central Statistical Office/Zambia, and Macro International [Producers]. ICF [Distributor], 1993.
1996	Standard DHS		Central Statistical Office at the Ministry of Health/Zambia and Macro International. 1997. Zambia Demographic and Health Survey 1996 [Dataset]. ZMIR31FL.DTA. Calverton, Maryland, USA: Central Statistical Office at the Ministry of Health/Zambia and Macro International [Producers]. ICF [Distributor], 1997.
2001	Standard DHS		Central Statistical Office/Zambia, Central Board of Health/Zambia, and ORC Macro. 2003. Zambia Demographic and Health Survey 2001-2002 [Dataset]. ZMIR42FL.DTA. Calverton, Maryland, USA: Central Statistical Office/Zambia, Central Board of Health/Zambia, and ORC Macro [Producers]. ICF [Distributor], 2003.
2007	Standard DHS		Central Statistical Office/Zambia, Ministry of Health/Zambia, Tropical Disease Research Centre/Zambia, and University of Zambia. 2009. Zambia Demographic and Health Survey 2007 [Dataset]. ZMIR51FL.DTA. Calverton, Maryland, USA: Central Statistical Office/Zambia and Macro International [Producers]. ICF [Distributor], 2009.
2013	Standard DHS		Central Statistical Office/Zambia, Ministry of Health/Zambia, University of Zambia Teaching Hospital Virology Laboratory, University of Zambia Department of Population Studies, Tropical Diseases Research Centre/Zambia, and ICF International. 2015. Zambia Demographic and Health Survey 2013-14 [Dataset]. ZMIR61FL.DTA. Rockville, Maryland, USA: Central Statistical Office/Zambia, Ministry of Health/Zambia, and ICF International [Producers]. ICF [Distributor], 2015.
2018	Standard DHS		Zambia Statistics Agency - ZSA, Ministry of Health - MOH, University Teaching Hospital Virology Laboratory - UTH-VL, and ICF. 2020. Zambia Demographic and Health Survey 2018 [Dataset]. ZMIR71FL.DTA. Lusaka, Zambia: ZSA, MOH, UTH-VL and ICF [Producers]. ICF [Distributor], 2020.

Survey Year	Survey Name	Birth histories for ever-married women only	Data reference
<b>Zimbabwe</b>			
1988	Standard DHS		Central Statistical Office/Zimbabwe, Ministry of Finance Economic Planning and Development/Zimbabwe, and Institute for Resource Development/Macro Systems. 1989 [Dataset]. ZWIR01FL.DTA. Zimbabwe Demographic and Health Survey 1988. Columbia, Maryland, USA: Macro Systems [Producers]. ICF [Distributor], 1989.
1994	Standard DHS		Central Statistical Office/Zimbabwe and Macro International. 1995. Zimbabwe Demographic and Health Survey 1994 [Dataset]. ZWIR31FL.DTA. Calverton, Maryland, USA: Central Statistical Office/Zimbabwe and Macro International [Producers]. ICF [Distributor], 1995.
1999	Standard DHS		Central Statistical Office/Zimbabwe and Macro International. 2000. Zimbabwe Demographic and Health Survey 1999 [Dataset]. ZWIR42FL.DTA. Calverton, Maryland, USA: Central Statistical Office/Zimbabwe and Macro International [Producers]. ICF [Distributor], 2000.
2005	Standard DHS		Central Statistical Office/Zimbabwe and Macro International. 2007. Zimbabwe Demographic and Health Survey 2005-06 [Dataset]. ZWIR52FL.DTA. Calverton, Maryland, USA: Central Statistical Office/Zimbabwe and Macro International [Producers]. ICF [Distributor], 2007.
2009	MICS3		Zimbabwe National Statistics Agency (ZIMSTAT), 2009. Zimbabwe Multiple Indicator Cluster Survey 2014 [Dataset]. Wm.sav, bh.sav. Harare, Zimbabwe. UNICEF MICS [Distributor], 2009.
2010	Standard DHS		Zimbabwe National Statistics Agency - ZIMSTAT and ICF International. 2012. Zimbabwe Demographic and Health Survey 2010-11 [Dataset]. ZWIR62FL.DTA. Calverton, Maryland, USA: ZIMSTAT and ICF International [Producers]. ICF [Distributor], 2012.
2014	MICS5		Zimbabwe National Statistics Agency (ZIMSTAT), 2015. Zimbabwe Multiple Indicator Cluster Survey 2014 [Dataset]. Wm.sav, bh.sav. Harare, Zimbabwe. UNICEF MICS [Distributor], 2015.
2015	Standard DHS		Zimbabwe National Statistics Agency and ICF International. 2016. Zimbabwe Demographic and Health Survey 2015 [Dataset]. ZWIR72FL.DTA. Rockville, Maryland, USA: Zimbabwe National Statistics Agency (ZIMSTAT) and ICF International [Producers]. ICF [Distributor], 2016.
2019	MICS6		Zimbabwe National Statistics Agency (ZIMSTAT) and UNICEF (2019). Zimbabwe Multiple Indicator Cluster Survey 2019 [Dataset]. Wm.sav, bh.sav. Harare, Zimbabwe: ZIMSTAT and UNICEF [Producers]. UNICEF MICS [Distributor], 2019.

---

# ENDNOTES

---

- 1 Arnold, Fred. (1990). Assessment of the Quality of Birth History Data in the Demographic and Health Surveys. In *An Assessment of DHS-I Data Quality*. DHS Methodological Reports No. 1, 83-114. Columbia, Maryland, USA: Institute for Resource Development/Macro Systems, Inc. <https://dhsprogram.com/pubs/pdf/MR1/MR1.pdf>.
- 2 Meekers, Dominique. (1991). The Effect of Imputation Procedures on First Birth Intervals: Evidence from Five African Fertility Surveys. *Demography* 28: 249-260. <https://doi.org/10.2307/2061278>.
- 3 Rutstein, Shea O., George T. Bicego, Ann K. Blanc, Naomi Rutenberg, Fred Arnold, and Jeremiah A. Sullivan. (1990). *An Assessment of DHS-I Data Quality*. DHS Methodological Reports No. 1. Columbia, Maryland, USA: Institute for Resource Development/Macro Systems, Inc.
- 4 Lyons-Amos, Mark, and Tara Stones. (2017). Trends in Demographic and Health Survey Data Quality: An analysis of age heaping over time in 34 countries in Sub Saharan Africa between 1987 and 2015. *BMC Research Notes* 10, 760. <https://doi.org/10.1186/s13104-017-3091-x>.
- 5 Schoumaker, Bruno. (2014). *Quality and Consistency of DHS Fertility Estimates, 1990 to 2012*. DHS Methodological Reports No. 12. Rockville, Maryland, USA: ICF International.
- 6 Ibid.
- 7 Ibid.
- 8 Heaton, Tim B., and Vaughn R. A. Call. (1995). Modeling Family Dynamics with Event History Techniques. *Journal of Marriage and the Family* 57(4): 1078-1090. <https://doi.org/10.2307/353424>.
- 9 Schoumaker, Bruno. (2014). *Quality and Consistency of DHS Fertility Estimates, 1990 to 2012*. DHS Methodological Reports No. 12. Rockville, Maryland, USA: ICF International.





**United Nations  
Population Fund**  
605 Third Avenue  
New York, NY 10158, USA

June 2022