



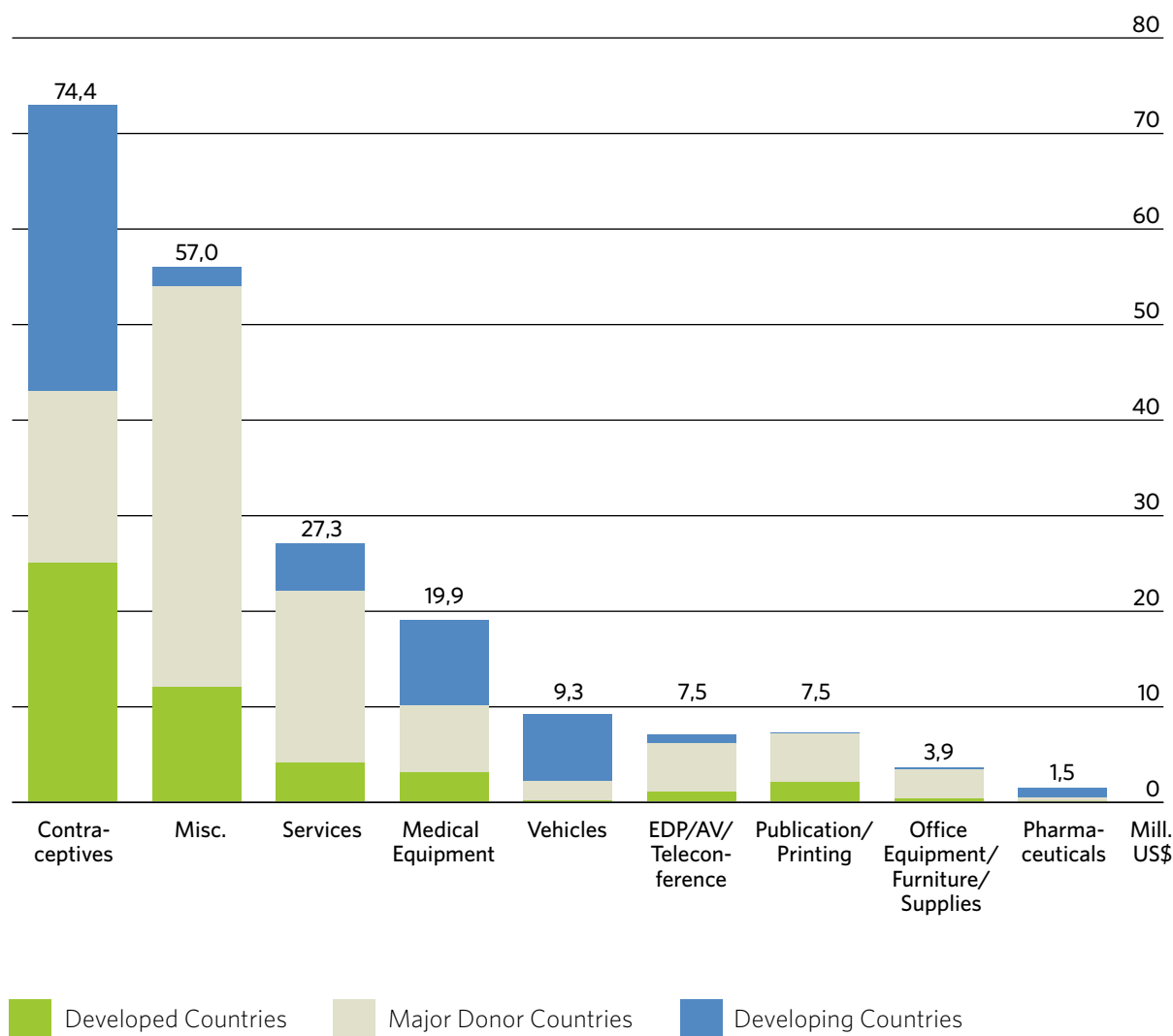
Procurement Statistics

2006

UNFPA - because everyone counts

Products/Services Country Distribution (US\$)

Provides indicator of where major products groups are sourced



Category	Developed Countries	Developing Countries	Major Donor Countries	2006 Total
contraceptives	25,486,670	18,760,861	30,120,026	74,367,557
Miscellaneous	12,221,753	42,845,172	1,991,119	57,058,043
Services	4,191,240	18,264,170	4,842,061	27,297,471
Medical equipment	3,508,501	6,854,387	9,549,659	19,912,547
Vehicles	133,693	2,309,464	6,862,274	9,305,431
EDP / AV / Teleconference	1,211,383	5,100,572	1,200,101	7,512,056
publication/printing	1,822,846	5,441,660	214,722	7,479,229
office equipment/furniture/supplies	363,472	3,354,383	196,513	3,914,368
pharmaceuticals	0	404,683	1,128,653	1,533,336
Grand Total	48,939,558	103,335,353	56,105,128	208,380,038

Headquarters Procurement

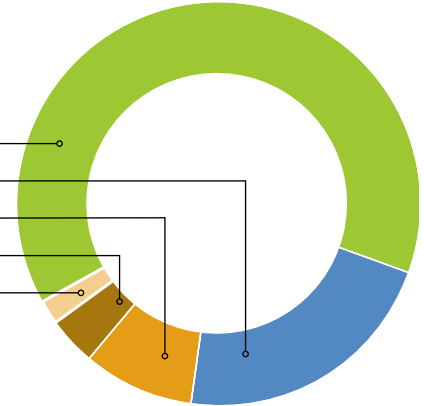
Products/Services Distribution

Relative Expenditure for each product group

US\$

12,278,631	Miscellaneous
4,223,649	Services provided by companies
1,829,667	Printing and Publication
693,422	EDP & Audio Visual Equipment
293,139	Office Furniture/supplies
19,318,508	Total

64%
22%
9%
4%
2%
100%



Field Procurement

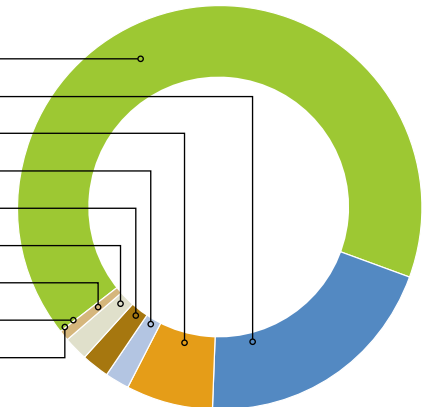
Products/Services Distribution

Relative Expenditure for each product group

US\$

42,197,101	Contraceptives
12,795,892	Medical Equipment
4,260,784	Services
1,504,417	Vehicles
1,290,496	EDP/AV/Teleconference
1,057,084	Pharmaceuticals
353,128	Miscellaneous & Construction
122,863	Office Equipment/Furniture/Supplies
9,989	Publication/ Printing
63,591,754	Total

66%
20%
7%
2%
2%
2%
1%
0%
0%
100%



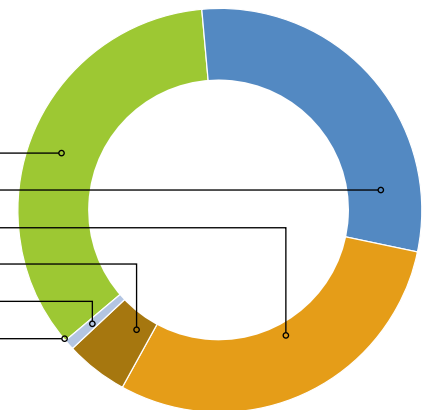
Contraceptive Distribution

Relative Expenditure versus individual contraceptive methods

US\$

25,832,453	Injectables (incl. syringes and needles)
22,413,646	Pills
22,122,982	Condoms (incl. male and female)
3,348,750	Implants/Trocars
567,346	IUDs
82,381	Spermicides
74,367,557	Total

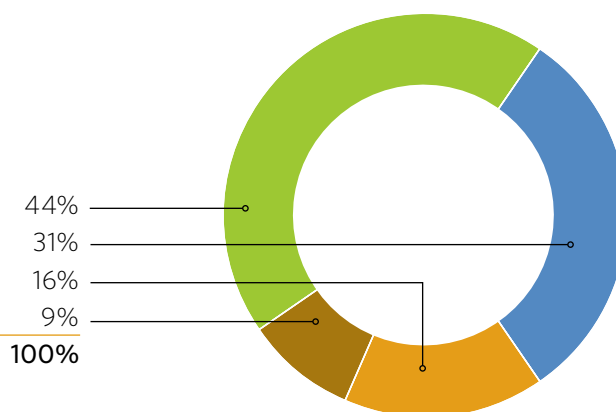
35%
30%
30%
5%
1%
0%
100%



Total Procurement

US\$

91,806,199	Country Level Procurement
63,591,754	Field Procurement
33,663,578	Third Party Procurement
19,318,508	Headquarters Procurement
208,380,038	Total

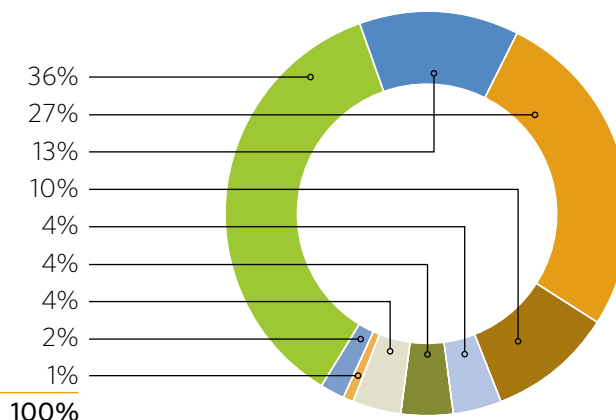


Products/Services Distribution

Relative expenditure versus different product groups

US\$

74,367,557	Contraceptives
57,058,043	Miscellaneous
27,297,471	Services
19,912,547	Medical Equipment
9,305,431	Vehicles
7,512,056	EDP/AV/Teleconference
7,479,229	Publication/Printing
3,914,368	Office Equipment/Furniture/Supplies
1,533,335	Pharmaceuticals
208,380,039	Total



UNFPA Procurement includes the following four elements:

1. FIELD PROCUREMENT

Procurement undertaken by Headquarters Procurement Services for UNFPA funded projects and for equipment and supplies for UNFPA Country Offices.

2. THIRD PARTY PROCUREMENT

Procurement undertaken by Headquarters Procurement Services when a third party (e.g. governments, other agencies or institutions) out sources procurement to UNFPA.

3. HEADQUARTERS PROCUREMENT

Procurement undertaken by Headquarters Procurement Services for administrative purposes, publications and audio-visual services required by UNFPA New York.

4. PROCUREMENT UNDERTAKEN AT COUNTRY LEVEL

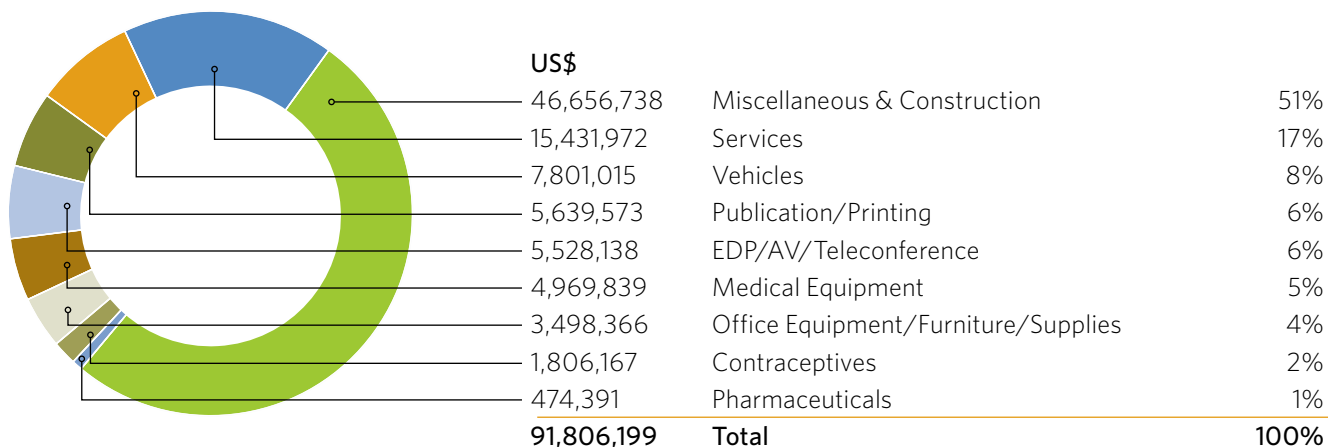
Procurement undertaken by UNFPA Country Offices in accordance with the decentralized authorization.

UNFPA PROCUREMENT SERVICES "THE RIGHT CHOICE FOR ALL YOUR REPRODUCTIVE HEALTH NEEDS"

Procurement Undertaken at Country Level

Products/Services Distribution

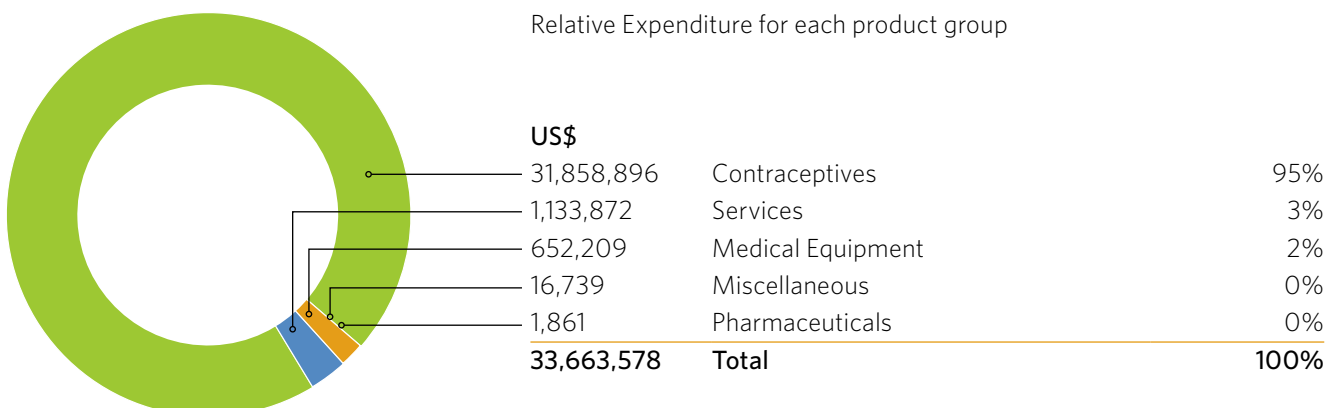
Relative Expenditure for each product group



Third Party/Reimbursable Procurement

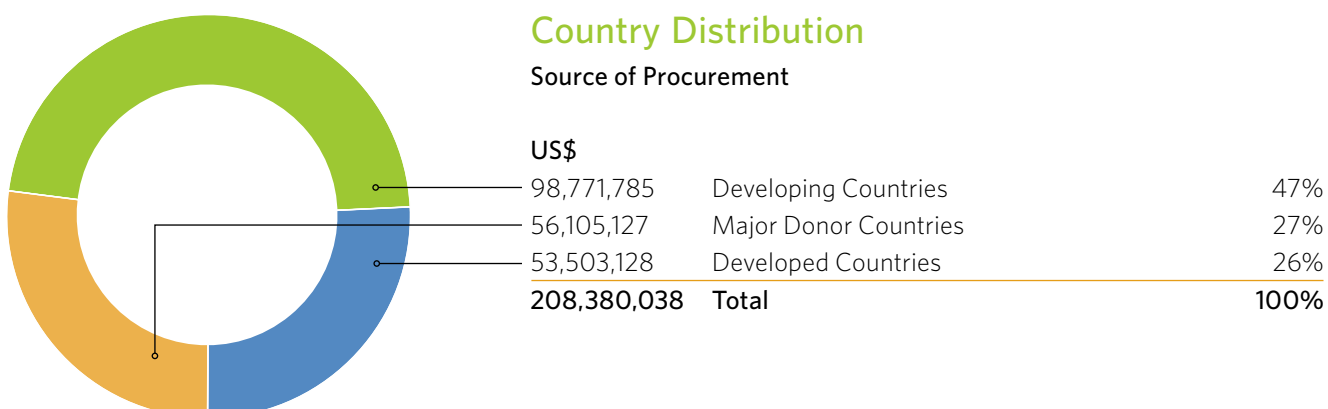
Products/Services Distribution

Relative Expenditure for each product group

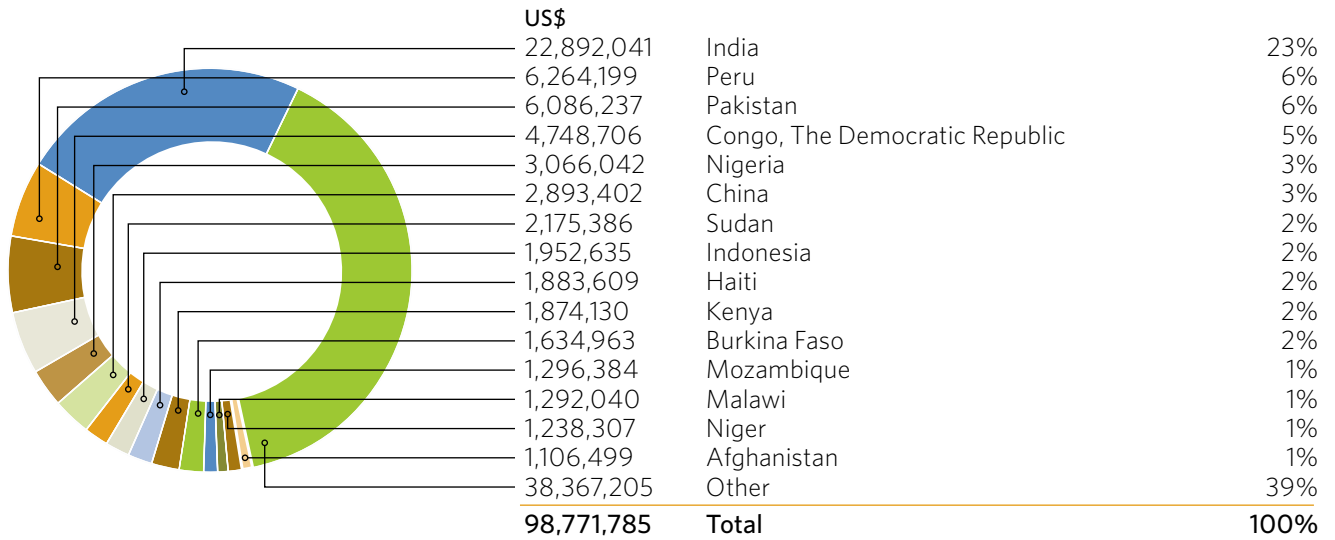


Country Distribution

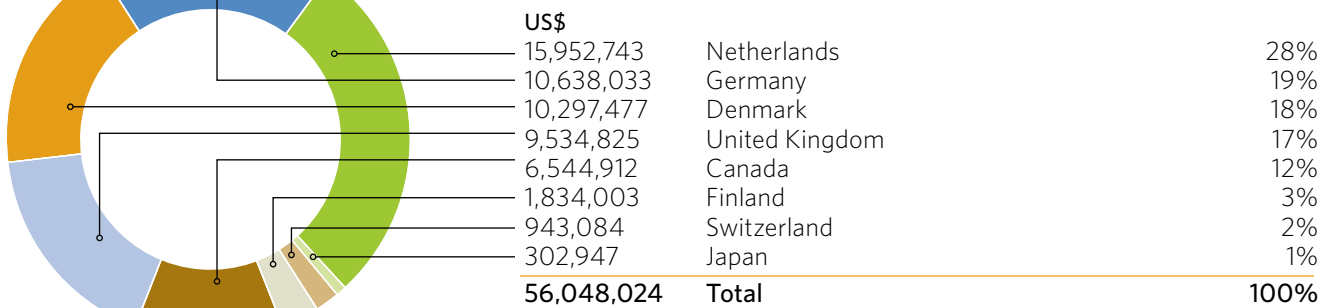
Source of Procurement



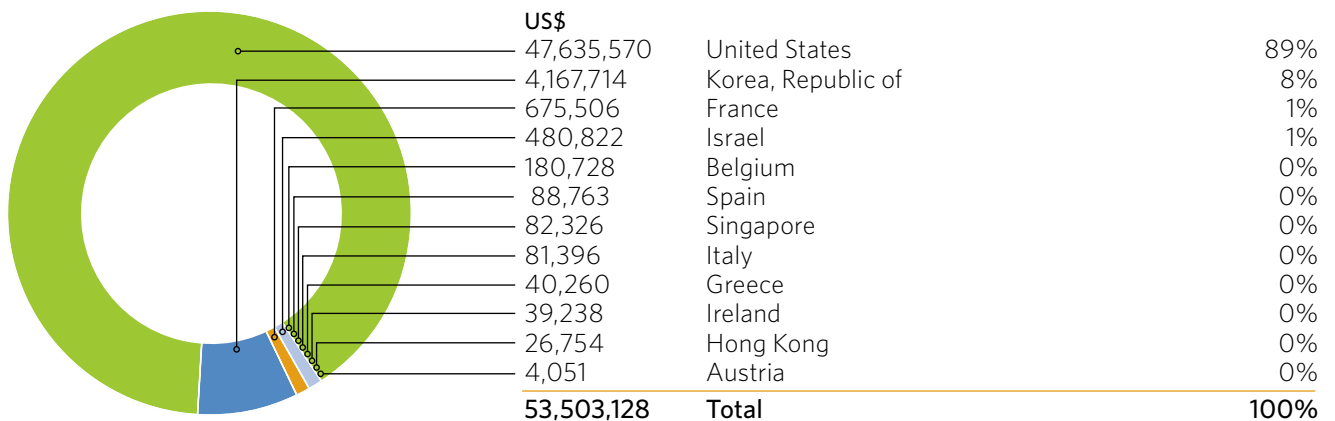
Procurement from Developing Countries



Procurement from Major Donor Sources



Procurement from Developed Countries (excl. Major Donors)



Country Products Services Distribution (US\$)

Indicates relative value of procurement and products/services from respective countries

Country	Contra-ceptives	EDP/AV/Tele-conference	Medical Equipment	Miscellaneous	Office Equipment/Furniture/Supplies	Pharmaceuticals	publication/printing	Services	Vehicles	Total
Afghanistan	0	56,595	98,958	474,151	11,715	0	23,356	396,530	45,194	1,106,499
Angola	45,373	2,594	0	679,440	24,537	0	0	85,264	88,704	925,911
Bangladesh	0	232,241	0	243,763	128,359	0	48,364	143,211	13,976	809,916
Belgium	16,986,041	1,653	36,000	44,425	4,748	0	8,072	167,508	0	17,248,447
Burkina Faso	0	3,606	13,108	1,440,787	85,878	0	40,660	50,196	728	1,634,963
Canada	5,881,100	0	5,555	276,858	0	0	32,970	348,429	0	6,544,912
Central African Republic	554	720	148,653	501,552	12,058	45,749	35,289	70,118	5,404	820,096
China	1,879,152	336,810	454,312	13,520	42,469	0	39,253	127,886	0	2,893,402
Congo, The Democratic Republic	373	52,229	89,596	3,854,447	104,196	40,030	163,193	413,212	31,430	4,748,706
Cote D'Ivoire	0	39,936	81,323	46,153	132,023	13,270	98,734	549,274	51,768	1,012,482
Denmark	0	956,057	1,139,751	637,005	154,735	86,523	52,268	717,527	6,553,612	10,297,477
Finland	1,808,620	0	1,150	0	11,029	0	0	13,204	0	1,834,003
Germany	9,248,652	0	760,345	12,744	0	26,160	0	537,543	52,589	10,638,033
Guatemala	0	70,264	10,518	463,681	733	15,049	88,841	313,279	94,505	1,056,871
Haiti	0	42,391	44,178	139,159	97,833	39,911	56,734	1,458,261	5,143	1,883,609
Honduras	4,242	42,511	42,045	290,227	29,709	20,947	183,312	187,010	13,265	813,268
India	8,276,756	5,712	568,665	12,650,520	8,188	0	142,712	1,212,852	26,636	22,892,041
Indonesia	580,000	45,662	644,911	356,159	46,075	0	59,453	44,751	175,624	1,952,635
Kenya	6,158	180,326	97,355	663,126	69,495	0	161,025	683,913	12,734	1,874,130
Korea, Republic of	3,807,388	0	0	0	0	0	0	360,326	0	4,167,714
Malawi	66,031	36,074	0	573,698	33,394	0	538,114	44,728	0	1,292,040
Mozambique	0	308,649	0	241,243	118,988	0	291,835	251,584	84,084	1,296,384
Myanmar	0	50,477	0	355,746	17,022	0	16,242	452,184	0	891,671
Nepal	0	217,687	71,377	378,480	16,135	0	56,121	99,987	0	839,787
Netherlands	6,631,418	65,169	6,766,356	53,684	9,207	978,350	0	1,448,560	0	15,952,743
Niger	0	1,917	59,506	1,039,596	35,227	43,710	0	5,433	52,917	1,238,307
Nigeria	0	45,505	1,331,541	1,203,356	14,577	0	91,688	353,337	26,037	3,066,042
Pakistan	3,538,551	32,677	485,773	84,109	93,249	0	10,779	1,774,152	66,947	6,086,237
Peru	70,642	9,298	141,308	5,660,052	197,954	42	22,323	162,580	0	6,264,199
South Africa	0	106,889	164,186	137,099	85,427	0	71,308	269,945	239,567	1,074,422
Sudan	0	681,890	51,568	465,577	170,191	0	96,839	666,503	42,817	2,175,386
Switzerland	557,456	6,281	0	245,154	0	0	10,743	123,451	0	943,084
United Kingdom	5,984,379	156,185	878,948	759,925	21,542	14,040	115,742	1,604,064	0	9,534,825
United States	8,217,928	1,105,235	3,259,097	11,969,537	348,345	0	1,738,868	3,878,806	50,035	30,567,851
Zimbabwe	0	6,658	145,392	702,590	73,639	0	69,557	29,314	26,299	1,053,449
Other	776,744	2,612,157	2,350,367	10,400,479	1,715,691	180,261	3,114,834	8,252,548	1,545,416	30,948,498
Totalt	74,367,557	7,512,056	19,941,841	57,058,043	3,914,368	1,504,041	7,479,229	27,297,471	9,305,431	208,380,038

Major Vendors

Vendors	Amount US\$	Average \$ per PO	Country*	No of POs	Products/Services
Pfizers Enterprises Sarl	17,067,719	348.321	United States	49	Contraceptives
Secretary, Ministry of Health and Family	12,200,000	6,100.000	India	2	Miscellaneous
Schering AG	7,872,450	138.113	Germany	57	Contraceptives
IAPSO Copenhagen	7,255,282	68.446	Denmark	106	Vehicles
N.V. Organon	6,837,732	189.937	Netherlands	36	Contraceptives
Wyeth Pharmaceuticals	6,199,910	221.425	Canada	28	Contraceptives
Famy Care Ltd.	5,607,310	350.457	India	16	Contraceptives
United Med-Health International Corp	5,270,628	329.414	United States	16	Contraceptives
The Female Health Company	4,643,351	81.462	United Kingdom	57	Contraceptives
The Medical Export Group BV	4,581,121	56.557	Netherlands	81	Medical equipment
Unidus Corporation	4,167,714	122.580	Korea, Republic of	34	Contraceptives
Imres	3,865,383	23.427	Netherlands	165	Contraceptives
SLG 220 News Owners LLC	3,735,264	533.609	United States	7	Miscellaneous
Medipharm (Private) Limited	3,584,890	716.978	Pakistan	5	Contraceptives
Helm Pharmaceuticals GMBH	2,113,471	352.245	Germany	6	Contraceptives
Qingdao Double Butterfly Group Co. Ltd.	1,945,573	277.939	China	7	Contraceptives
Schering OY	1,822,974	82.862	Finland	22	Contraceptives
Qingdao Jiuhe Industrial Co., Ltd.	1,432,820	89.551	United States	16	Contraceptives
SSL International PLC	1,325,077	120.462	United Kingdom	11	Contraceptives
Saropharma Limited	1,300,595	1,300.595	Nigeria	1	Medical equipment
Hindustan Latex Ltd.	1,158,219	36.194	India	32	Contraceptives
Crown Agents	1,063,739	11.562	United Kingdom	92	Services/contraceptives
Gedeon Richter USA, Inc	735,337	38.702	United States	19	Contraceptives
TTK-LIG Ltd.	729,404	243.135	India	3	Contraceptives
Sunat-Banco Continental	683,415	341.707	Peru	2	Miscellaneous
Prographics, INC.	682,812	52.524	United States	13	Publication/printing
Connectra APS	667,399	111.233	Denmark	6	Medical equipment
Second 820 Owner LLC	650,757	162.689	United States	4	Miscellaneous
International Org. for Migration (IOM)	627,562	627.562	Pakistan	1	Services
UNICEF Copenhagen	611,168	35.951	Denmark	17	Medical equipment
DELL Marketing L.P.	594,998	9.154	United States	65	EDP / AV / Teleconference
Indus Medicare Limited	579,590	144.898	India	4	Contraceptives
Cilag GMBH International	519,417	74.202	Switzerland	7	Contraceptives
PT. Triyasa Nagamas Farma	466,000	233.000	Indonesia	2	Contraceptives
Fleischhacker GMBH and Co. KG	434,818	48.313	Germany	9	Medical equipment
Medikits	388,063	38.806	India	10	Medical equipment
PT Dina Medindo	370,460	370.460	Indonesia	1	Medical equipment
SMB Corporation of India	358,181	17.909	India	20	Contraceptives
Planson Europe	340,947	26.227	Denmark	13	EDP / AV / Teleconference
Impression Printers Limited	331,778	110.593	Malawi	3	Publication/printing
Pharmchem International Limited	323,364	53.894	United Kingdom	6	Medical equipment
M/S Team Nayyer	315,883	63.177	Pakistan	5	Medical equipment
BOS	315,792	78.948	Lesotho	4	Vehicles
MTV Networks Europe	300,000	150.000	United Kingdom	2	Services
African Medical and Research Foundation	266,617	133.309	Kenya	2	Services
Toyota Motor Corporation	263,972	32.997	Japan	8	Vehicles
Toyota Gibraltar Stockholdings Ltd.	258,639	258.639	Gibraltar	1	Vehicles
SUN Microsystems Computer Corp	256,547	42.758	United States	6	EDP / AV / Teleconference
Deepak Enterprises	250,339	50.068	India	5	Medical equipment
DRC BV	248,587	248.587	Netherlands	1	Medical equipment
M/S Quality Medical Services	243,760	40.627	Pakistan	6	Medical equipment
Danimex Communications LTD	224,113	112.056	Denmark	2	EDP / AV / Teleconference
Suretex Limited	221,152	73.717	Thailand	3	Contraceptives
Dongkuk Techco Rubber Industries SDN BHD	218,220	43.644	Malaysia	5	Contraceptives
Danoffice Trading	181,535	18.154	Denmark	10	Office equipment
Wyeth Lederle	171,483	57.161	France	3	Contraceptives
Pregna International Limited	166,752	12.827	India	13	Contraceptives
SGS Nederland B.V.	161.436	1.647	Netherlands	98	Services/medical equipment

* Country reflects the location of a vendor's commercial office which in some cases is different from that of the manufacturer