

# Working with UNFPA

## Government Partner Access to UNFPA's QuantumPlus System

---

### Background

Effective 1 January 2024, UNFPA and its partners will manage financial (FACE) and workplan monitoring progress (WPR) reports in UNFPA's QuantumPlus system<sup>1</sup>.

This note provides our government partners with basic instructions on how to gain access to QuantumPlus. The government entity must share the names and email addresses of individuals who will be authorized to enter QuantumPlus with their UNFPA counterpart. At minimum, the authorized officer, as identified in the implementing partner agreement, should have access.

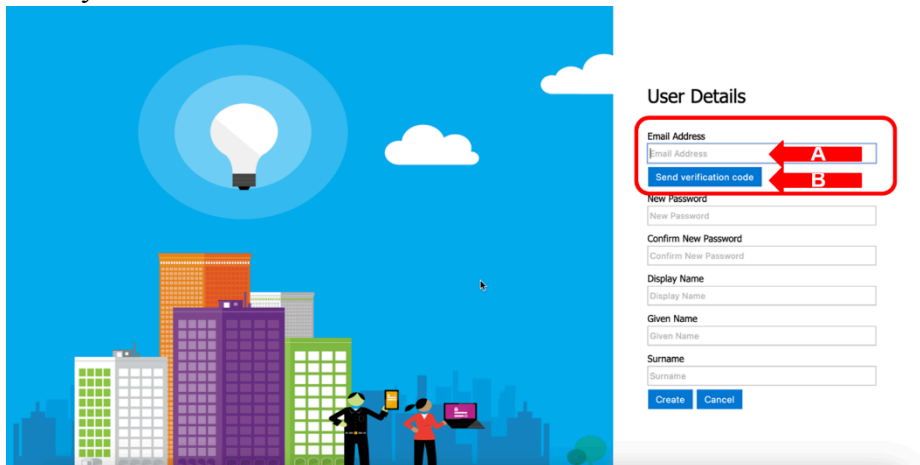
Individuals who have been authorized by the government entity to access QuantumPlus should not register until UNFPA has given the go-ahead.

### Registration

After UNFPA gives the go-ahead, individuals from government entities self register for access to UNFPA's QuantumPlus by following the steps outlined below:

Step 1: Click the QuantumPlus link: <https://unip.unfpa.org/>

Step 2: Enter your email address and click "Send verification code" button:



The image shows a registration form titled "User Details". The form contains several input fields: "Email Address", "New Password", "Confirm New Password", "Display Name", "Given Name", and "Surname". Below these fields are "Create" and "Cancel" buttons. A red rectangular box highlights the "Email Address" field and the "Send verification code" button. Two red arrows, labeled "A" and "B", point to the "Email Address" field and the "Send verification code" button, respectively. The background of the form is a blue sky with a lightbulb icon and a cityscape illustration.


Step 3: Retrieve verification code from your email address (please check the spam filter if it does not show up within a few minutes), enter the verification code on the screen (A) and click "Verify code" (or "Send new code", if needed) (B)

---

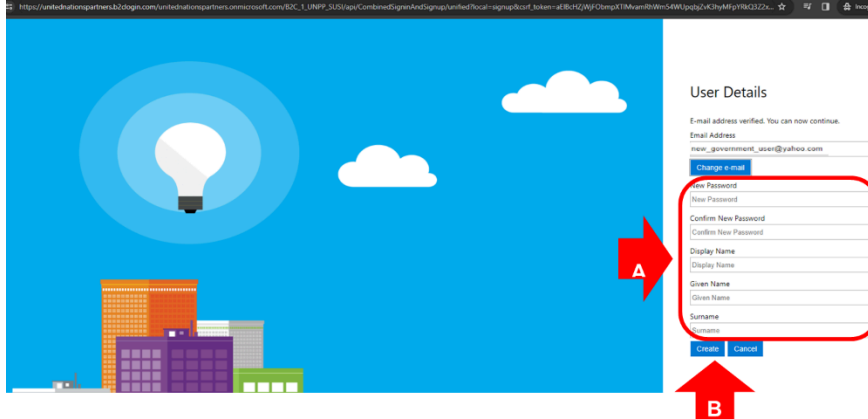
<sup>1</sup> QuantumPlus replaces UNFPA's previous GPS

# Working with UNFPA

## Government Partner Access to UNFPA's QuantumPlus System




Step 4: Fill in the requested information (password, display name, given name, surname) (A) and click “Create” (B)



### Sign-in to UNFPA's QuantumPlus System

After the government personnel creates an account, the next time they click the link, they will automatically be directed to the login page from the UNFPA QuantumPlus link. From this page, the government personnel should enter the email and password they created.



## **Working with UNFPA**

### **Government Partner Access to UNFPA's QuantumPlus System**

---

#### **Troubleshooting**

If you have any problems registering or if you forget your password, please use the “Forgot your password” link directly from the login page.

For all other questions, please reach out to your UNFPA contact.